

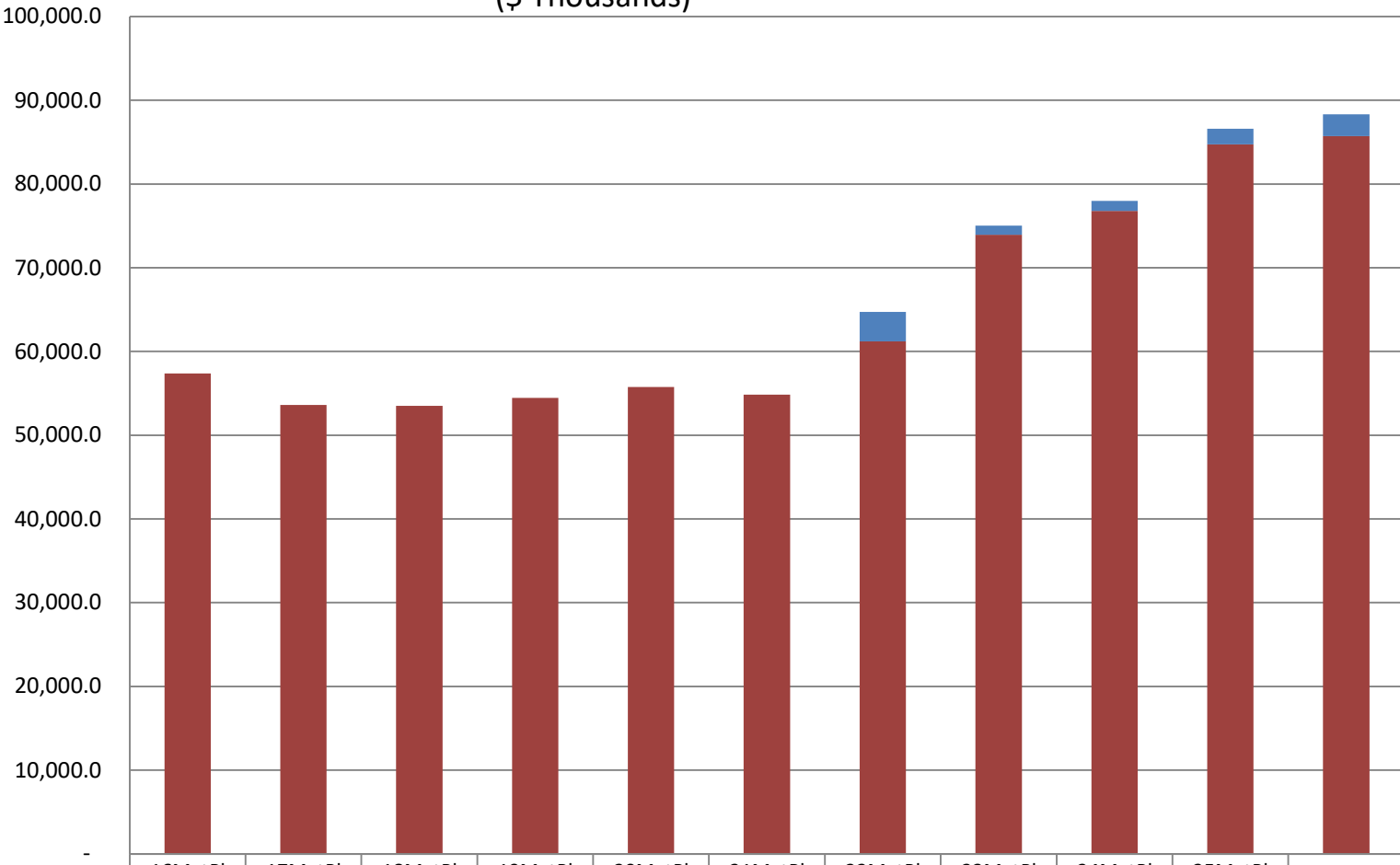
# Department of Law

## Total General Fund Budget

(GF Only)  
(\$ Thousands)

The Department's GF budget increased by **\$30.9 million** between **FY16** and **FY26** - an average annual growth rate of **4.4%**.

The **FY26 GF** budget equates to **\$279 per resident worker** based on **316,809** resident workers.

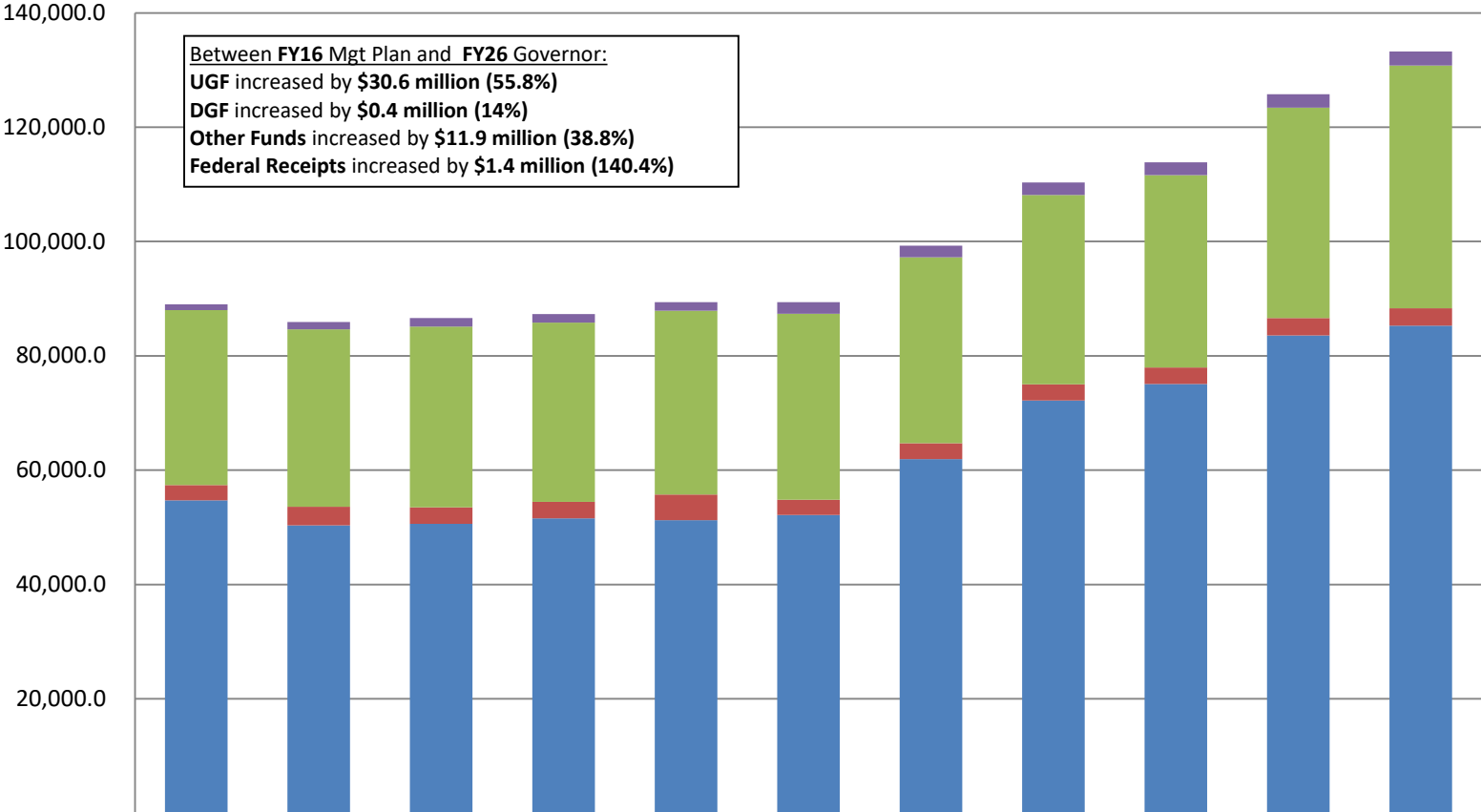


	16MgtPI n	17MgtPI n	18MgtPI n	19MgtPI n	20MgtPI n	21MgtPI n	22MgtPI n	23MgtPI n	24MgtPI n	25MgtPI n	26Gov
% of All Agencies' Budgets	1.2%	1.1%	1.2%	1.2%	1.2%	1.1%	1.4%	1.5%	1.5%	1.6%	1.7%
■ Average of SB55	-	-	-	-	-	-	3,515.1	1,094.7	1,205.4	1,852.9	2,609.1
■ Total Agency Budget (GF Only)	57,379.9	53,617.6	53,491.8	54,472.0	55,739.2	54,854.3	61,214.6	73,949.1	76,779.1	84,737.6	85,706.8

# Department of Law

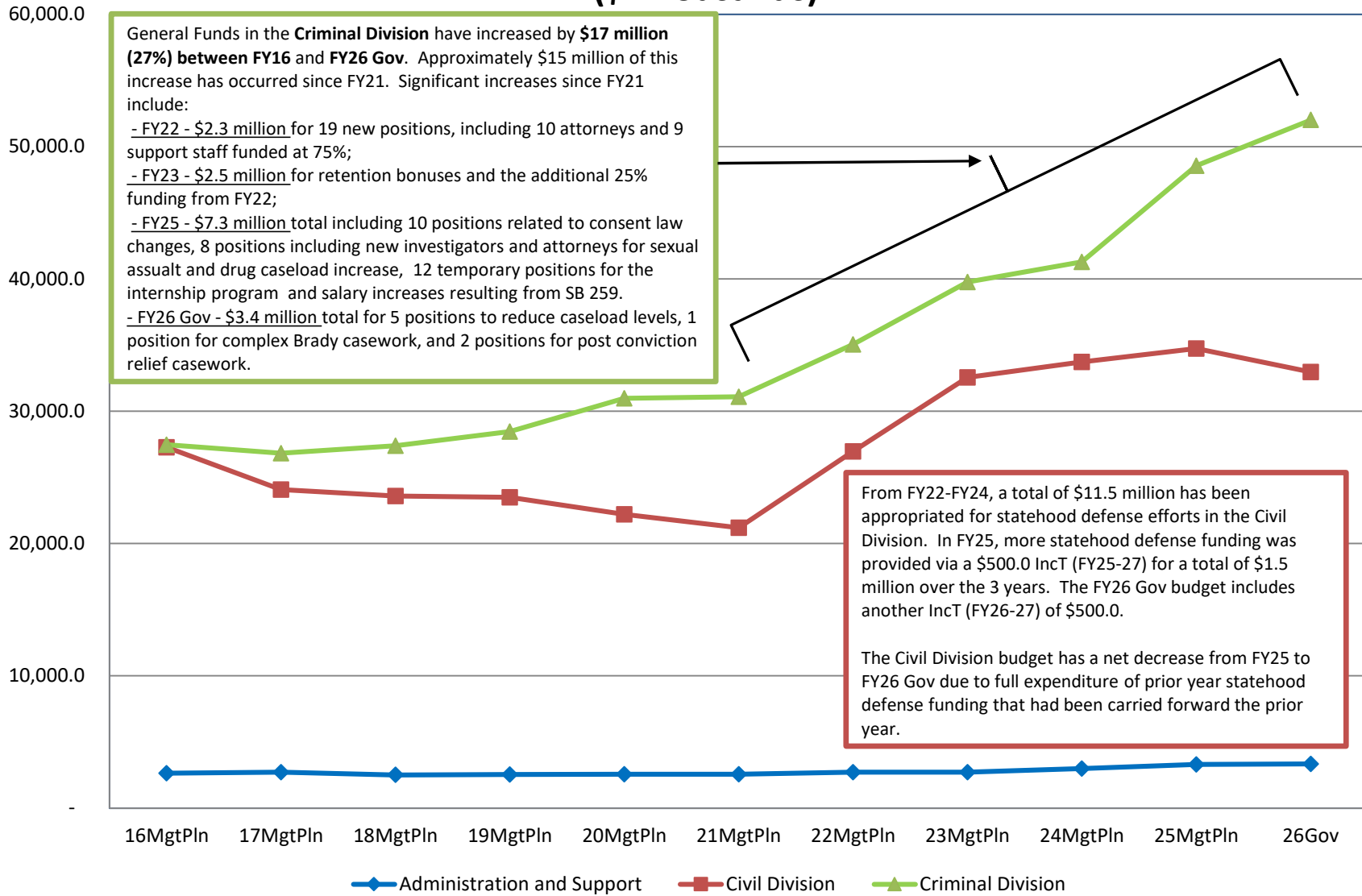
## Total Funding Comparison by Fund Group

(All Funds)  
(\$ Thousands)



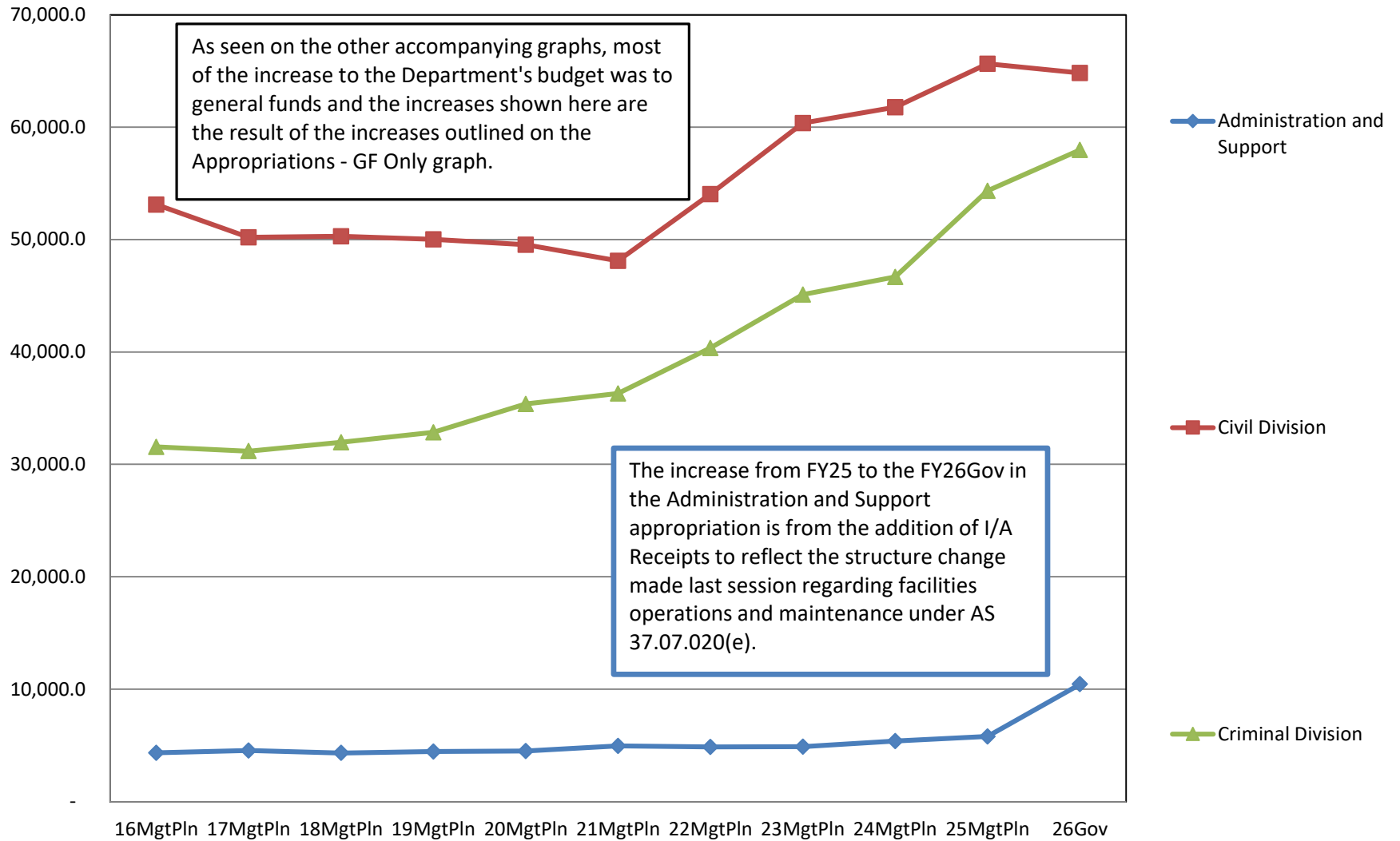
	16MgtPln	17MgtPln	18MgtPln	19MgtPln	20MgtPln	21MgtPln	22MgtPln	23MgtPln	24MgtPln	25MgtPln	26Gov
<span style="color: purple;">■</span> Federal Receipts (Fed)	1,020.1	1,291.8	1,489.4	1,498.5	1,518.7	2,026.4	2,035.5	2,217.7	2,244.9	2,385.2	2,452.3
<span style="color: green;">■</span> Other State Funds (Other)	30,615.6	31,014.3	31,607.0	31,342.5	32,155.1	32,509.1	32,488.3	33,089.8	33,613.9	36,811.4	42,482.1
<span style="color: red;">■</span> Designated General (DGF)	2,645.7	3,276.1	2,867.0	2,882.2	4,510.4	2,691.5	2,776.5	2,873.2	2,900.5	3,005.5	3,016.8
<span style="color: blue;">■</span> Unrestricted General (UGF)	54,734.2	50,341.5	50,624.8	51,589.8	51,228.8	52,162.8	61,953.2	72,170.6	75,084.0	83,585.0	85,299.1

## Appropriations within Department of Law (GF Only) (\$ Thousands)

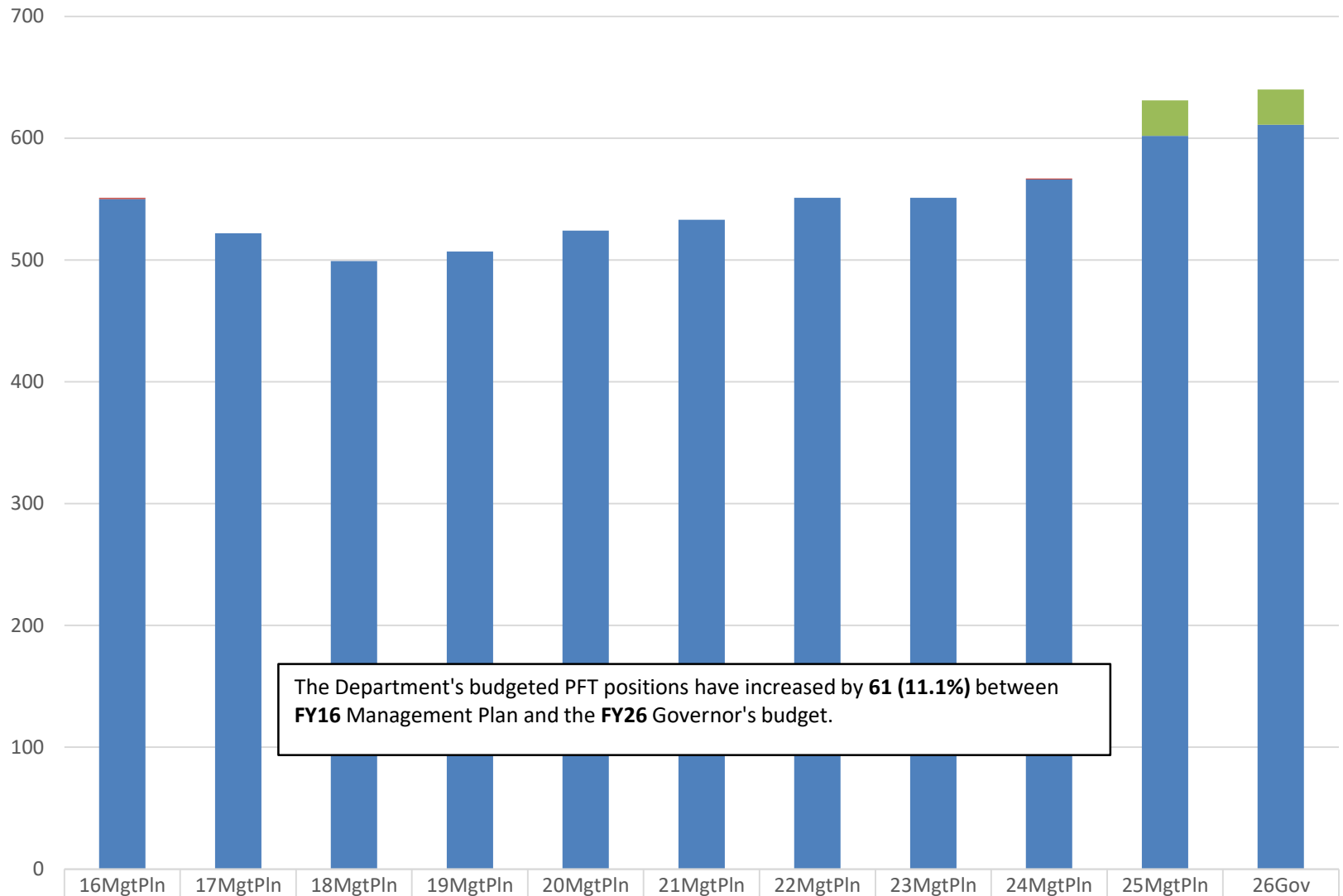


# Appropriations within Department of Law

(All Funds)  
(\$ Thousands)

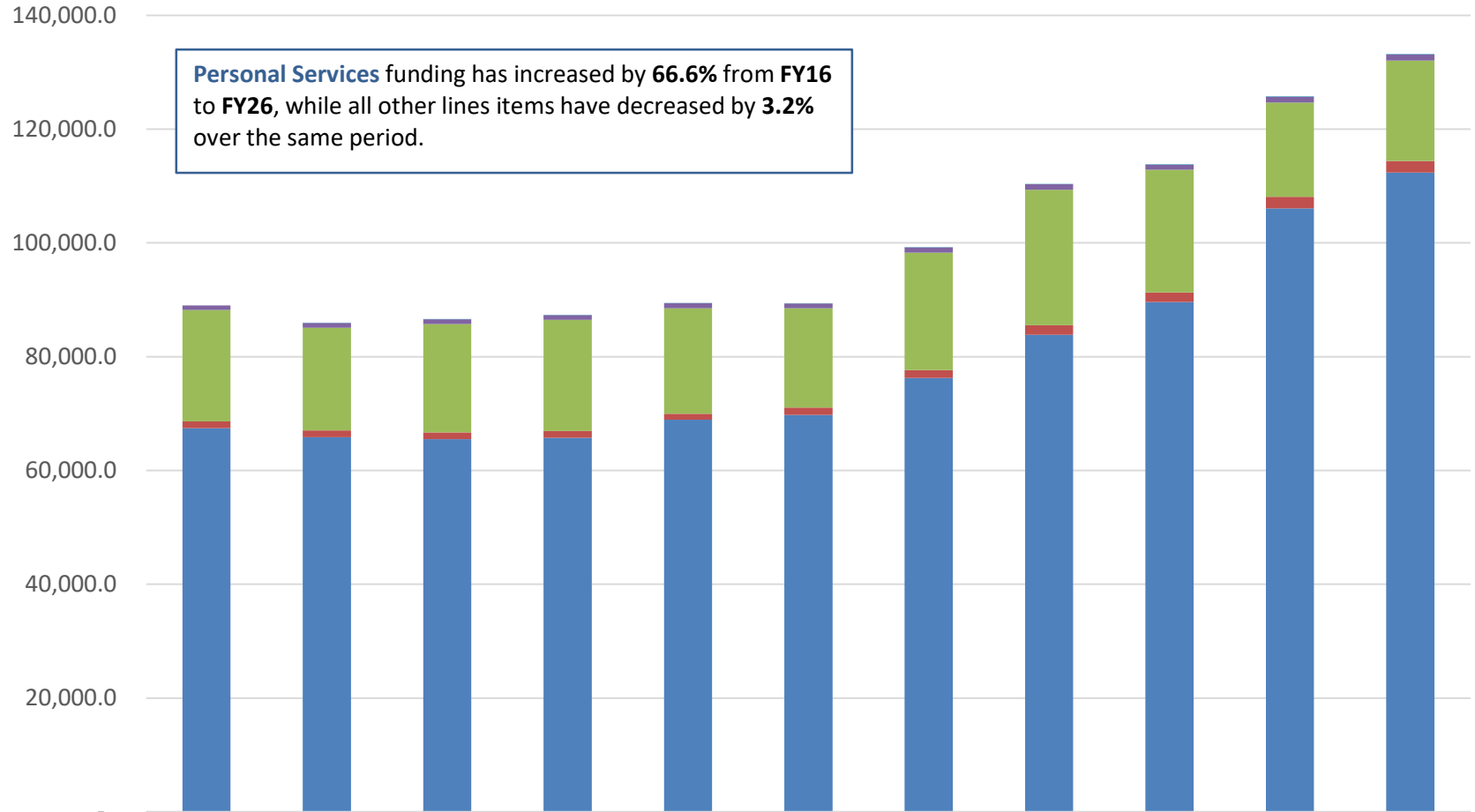


## Budgeted PCNs in Department of Law



	16MgtPln	17MgtPln	18MgtPln	19MgtPln	20MgtPln	21MgtPln	22MgtPln	23MgtPln	24MgtPln	25MgtPln	26Gov
Temporary	0	0	0	0	0	0	0	0	0	29	29
Perm Part Time	1	0	0	0	0	0	0	0	1	0	0
Perm Full Time	550	522	499	507	524	533	551	551	566	602	611

## Department of Law Budget by Line Item



	16MgtPln	17MgtPln	18MgtPln	19MgtPln	20MgtPln	21MgtPln	22MgtPln	23MgtPln	24MgtPln	25MgtPln	26Gov
7 Grants, Benefits	-	-	-	-	-	-	-	-	-	-	-
5 Capital Outlay	-	1.0	1.0	1.6	6.6	23.6	23.6	23.6	112.3	87.3	87.3
4 Commodities	818.4	828.4	834.3	845.6	871.3	876.3	923.8	963.8	850.4	1,033.4	1,087.7
3 Services	19,589.4	18,050.0	19,072.1	19,508.5	18,552.5	17,416.3	20,670.6	23,846.7	21,585.9	16,582.4	17,676.8
2 Travel	1,168.5	1,167.3	1,177.3	1,179.8	1,063.7	1,314.5	1,393.9	1,685.9	1,710.0	2,021.5	2,028.5
1 Personal Services	67,439.3	65,877.0	65,503.5	65,777.5	68,918.9	69,759.1	76,241.6	83,831.3	89,584.7	106,062.5	112,370.0