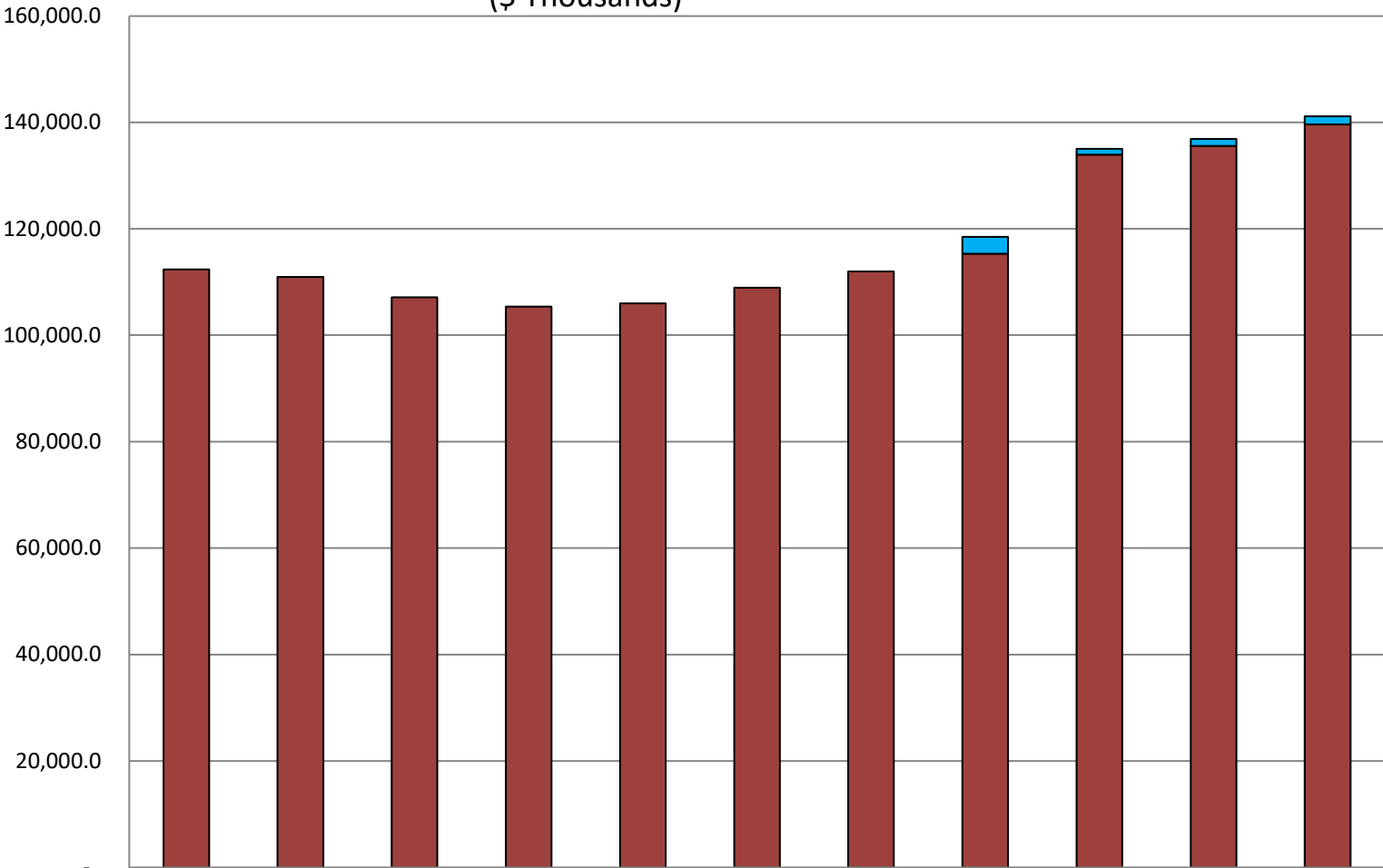


Judiciary

Total General Fund Budget

(GF Only)
(\$ Thousands)



Judiciary's GF budget increased by \$27 million between FY15 and FY25 Governor - an average annual growth rate of 2%.

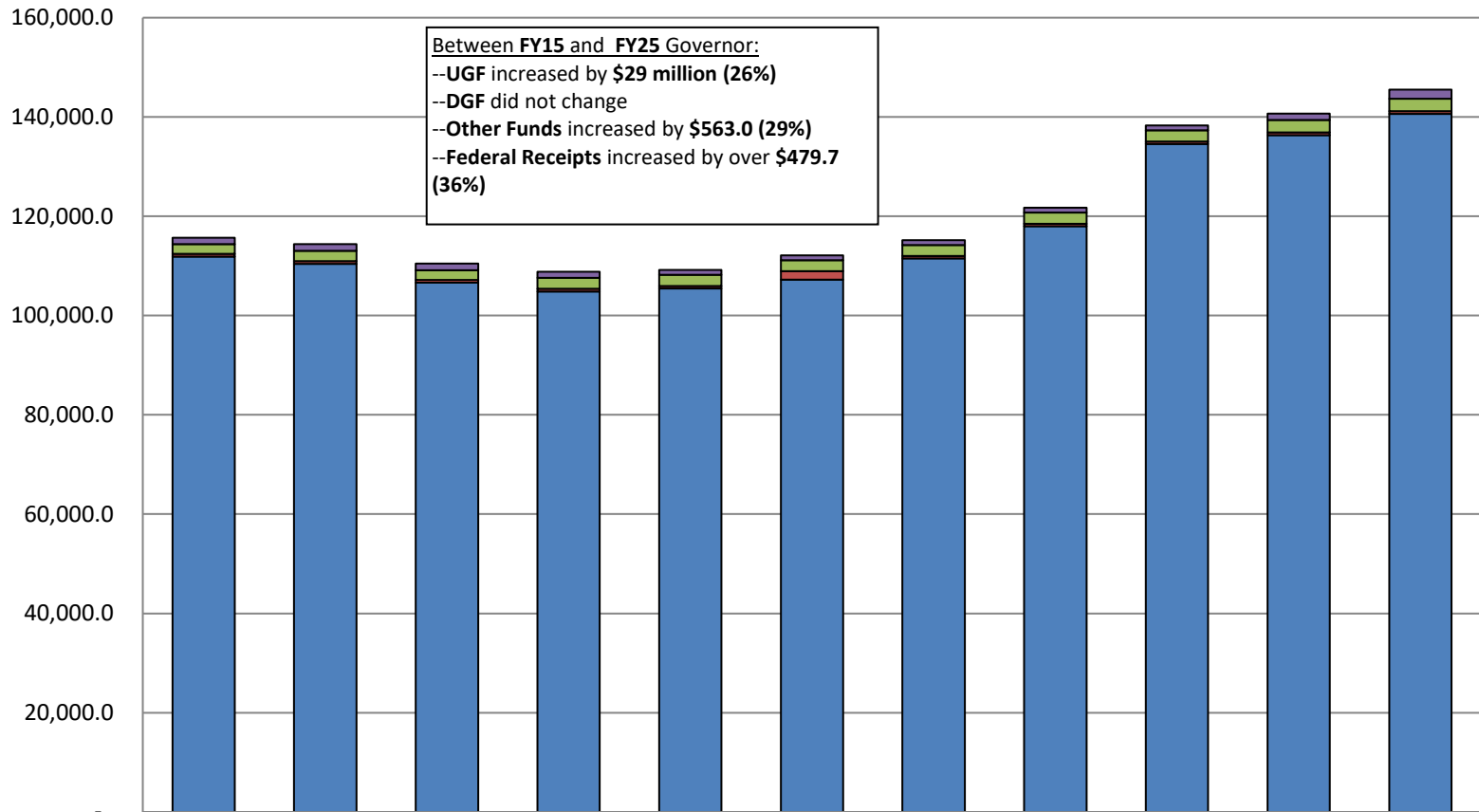
The FY25 GF budget equates to **\$189 per Alaskan**, based on a population projection of 736,812.

	15MgtPln	16MgtPln	17MgtPln	18MgtPln	19MgtPln	20MgtPln	21MgtPln	22MgtPln	23MgtPln	24MgtPln	25Gov
% of All Agencies' Budgets	2.2%	2.3%	2.3%	2.3%	2.2%	2.4%	2.3%	2.5%	2.7%	2.6%	2.8%
Average of SB55	-	-	-	-	-	-	-	3,155.0	1,120.0	1,292.9	1,543.7
Total Agency Budget (GF Only)	112,384.3	110,920.9	107,131.6	105,356.6	105,962.9	108,930.2	112,004.4	115,324.6	133,920.4	135,558.8	139,592.3

Judiciary

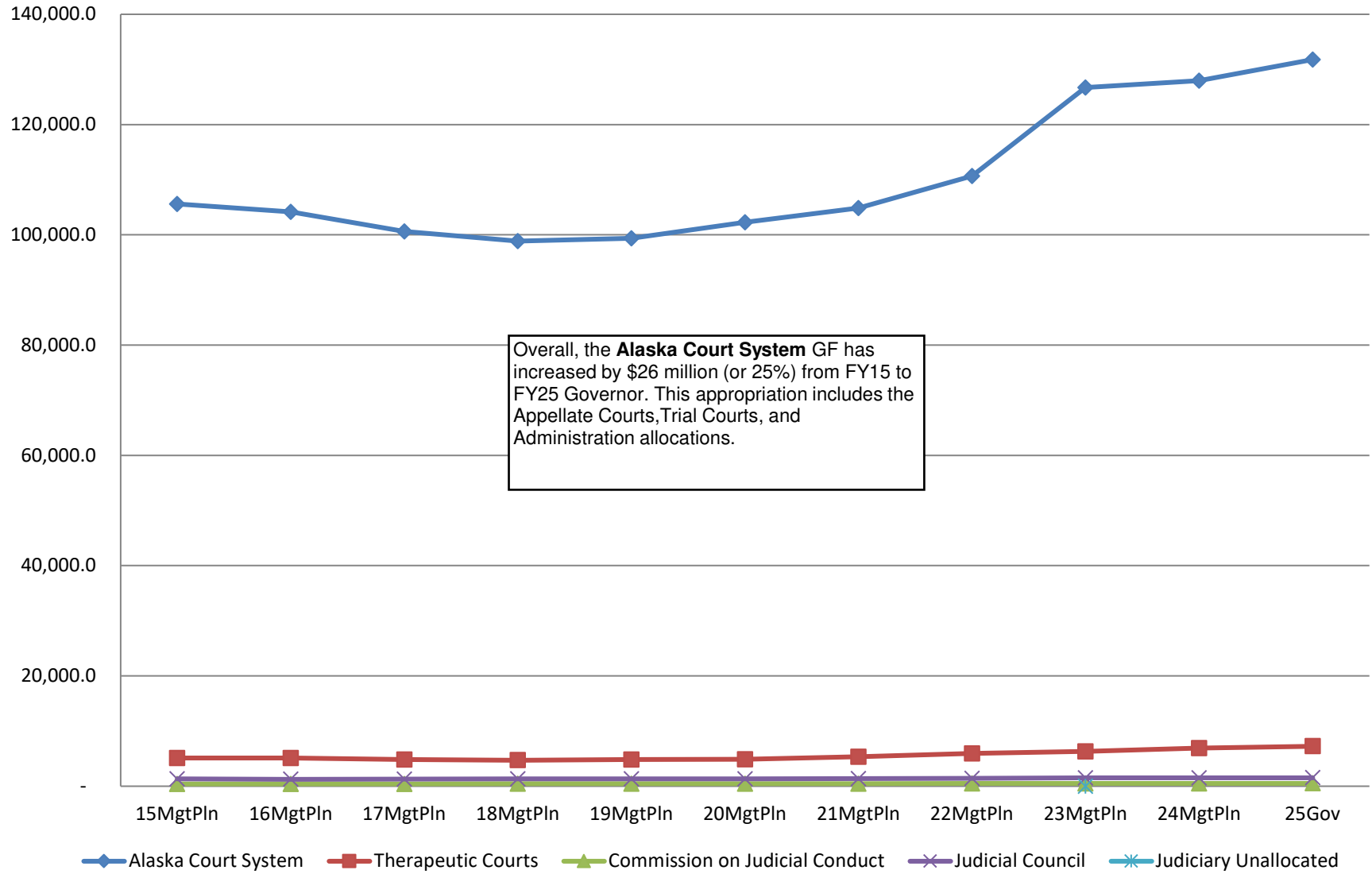
Total Funding Comparison by Fund Group

(All Funds)
(\$ Thousands)

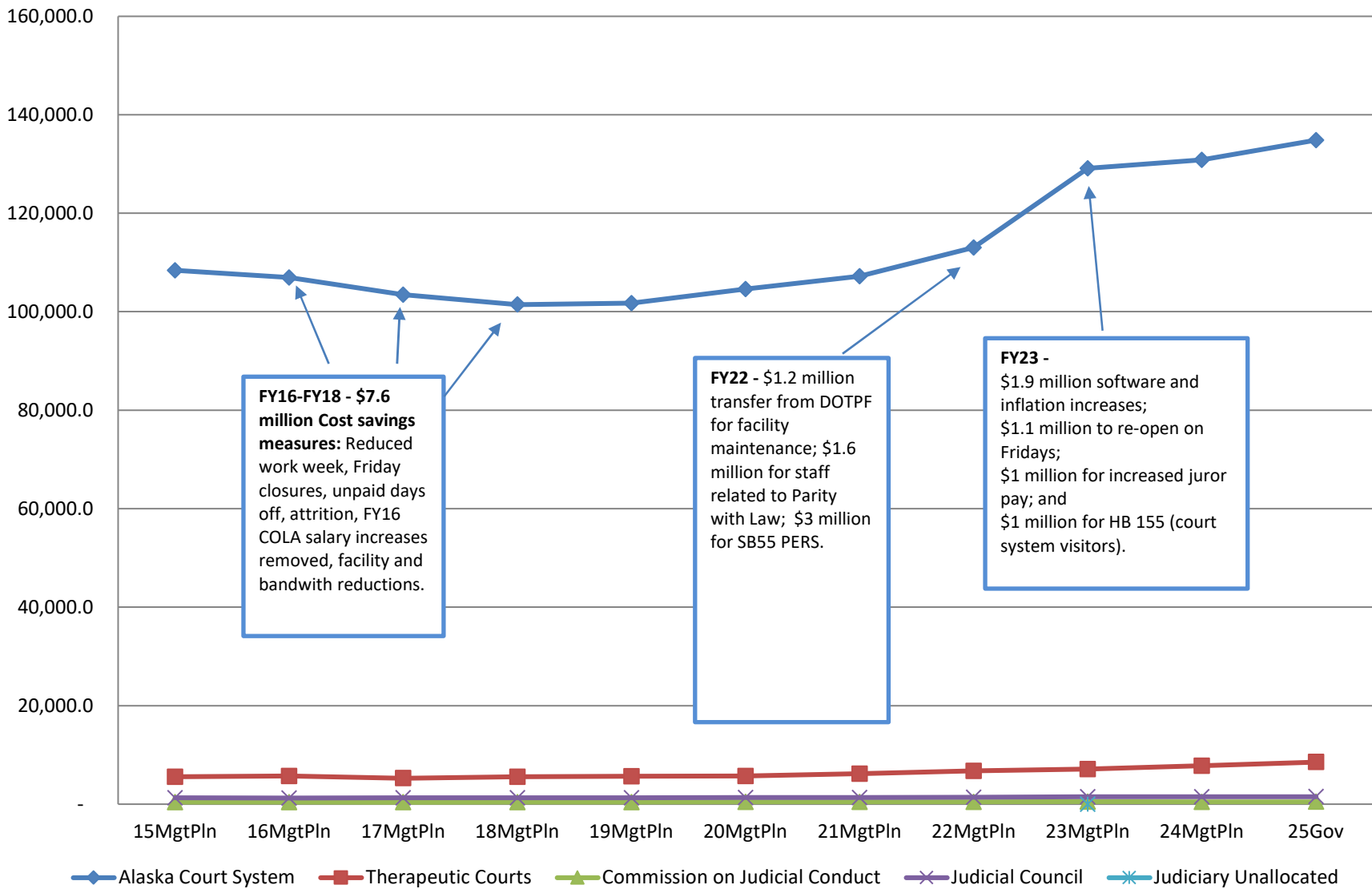


	15MgtPln	16MgtPln	17MgtPln	18MgtPln	19MgtPln	20MgtPln	21MgtPln	22MgtPln	23MgtPln	24MgtPln	25Gov
■ Federal Receipts (Fed)	1,325.6	1,325.6	1,325.6	1,225.6	975.6	975.6	975.6	975.6	975.6	1,280.3	1,805.3
■ Other State Funds (Other)	1,967.0	2,107.0	1,982.0	2,206.1	2,206.1	2,206.1	2,206.1	2,246.1	2,246.1	2,531.1	2,530.0
■ Designated General (DGF)	518.0	518.0	518.0	518.0	518.0	1,716.5	518.0	518.0	518.0	518.0	518.0
■ Unrestricted General (UGF)	111,866.3	110,402.9	106,613.6	104,838.6	105,444.9	107,213.7	111,486.4	117,961.6	134,522.4	136,333.7	140,618.0

Judiciary GF Appropriations (\$ Thousands)

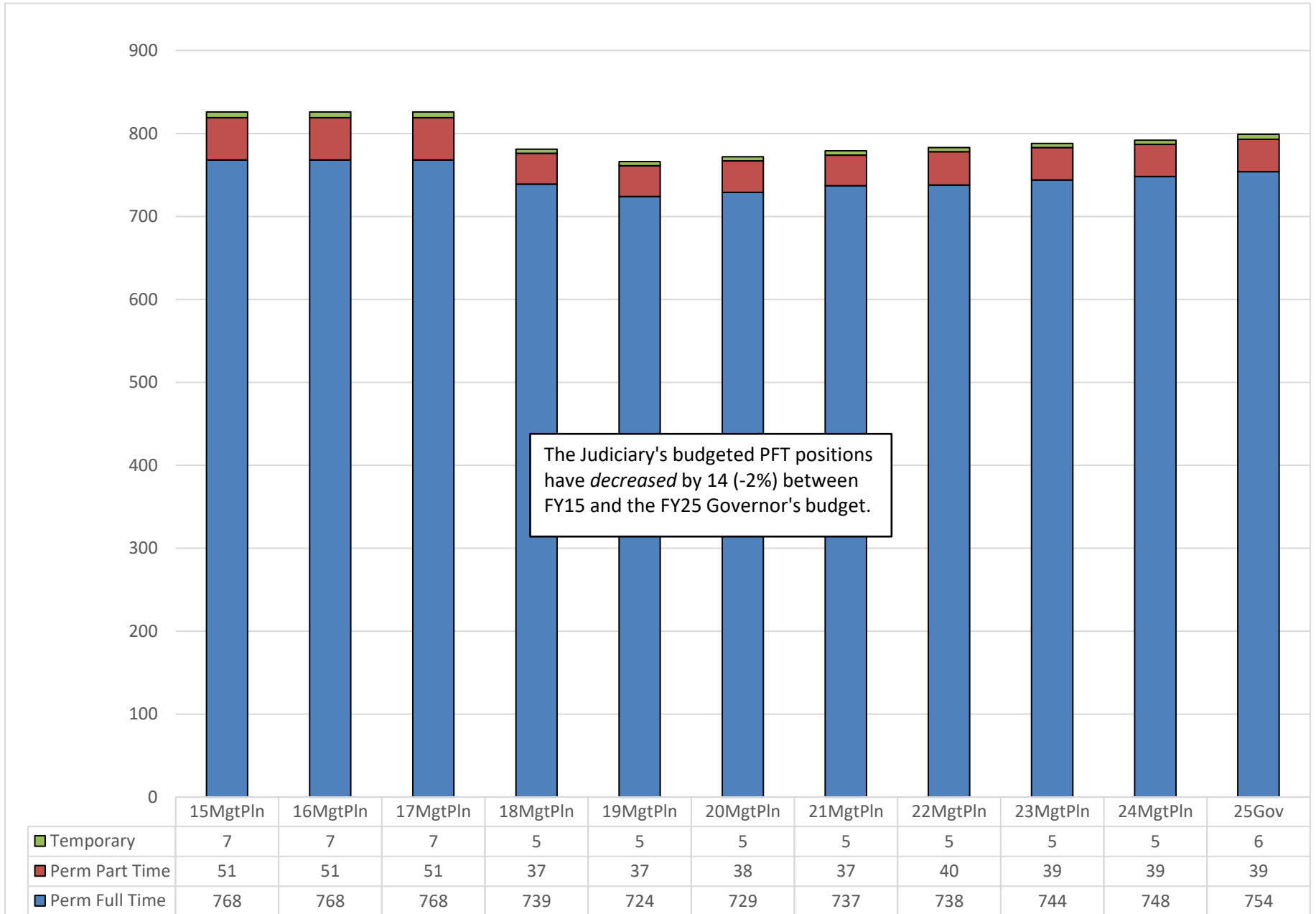


Judiciary All Funds Appropriations (\$ Thousands)

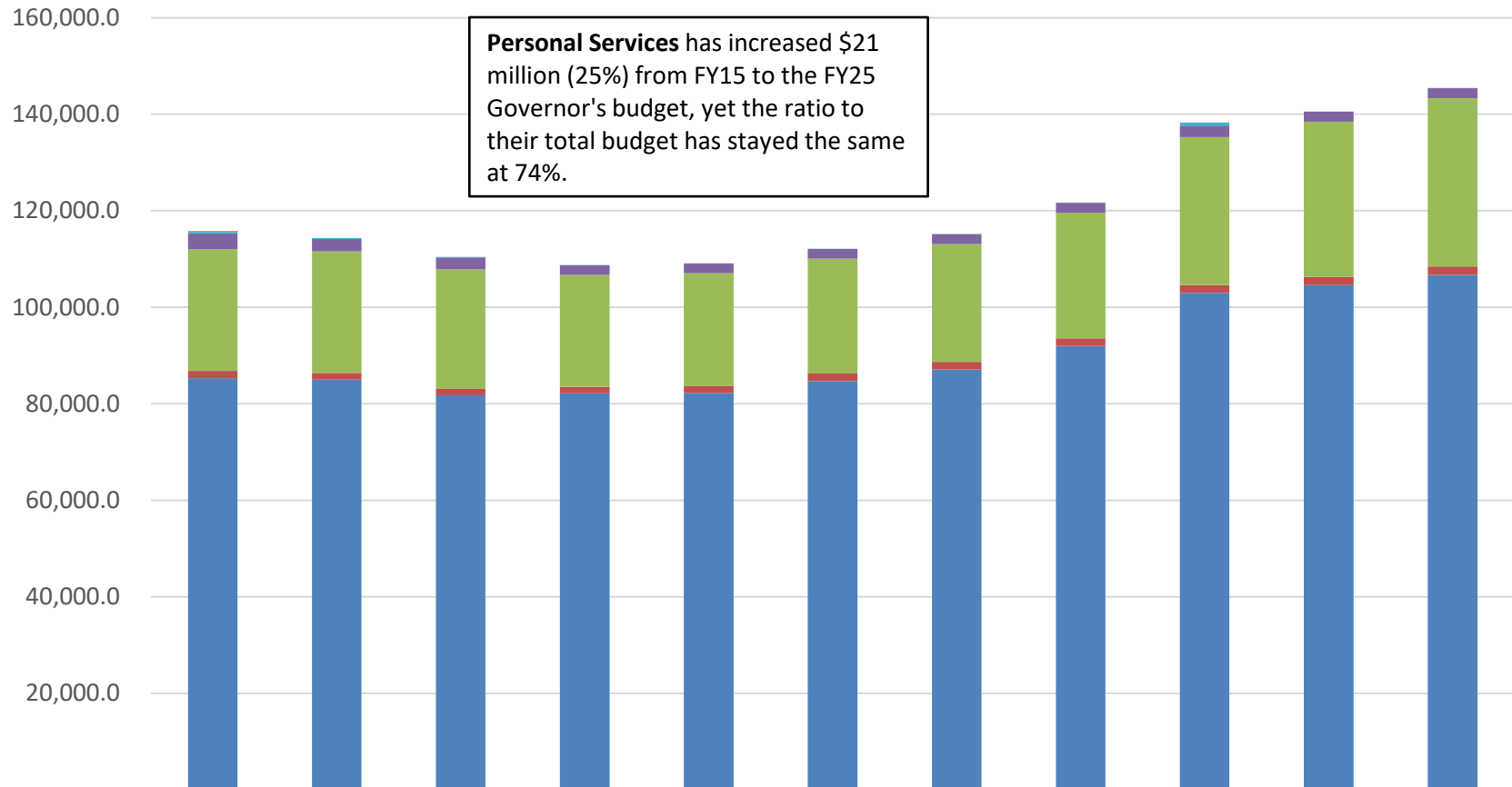


Judiciary

Budgeted Positions



Judiciary Budget by Line Item - All Funds



Personal Services has increased \$21 million (25%) from FY15 to the FY25 Governor's budget, yet the ratio to their total budget has stayed the same at 74%.

	15MgtPln	16MgtPln	17MgtPln	18MgtPln	19MgtPln	20MgtPln	21MgtPln	22MgtPln	23MgtPln	24MgtPln	25Gov
7 Grants, Benefits	44.0	-	-	-	-	-	-	-	-	-	-
5 Capital Outlay	337.4	137.4	137.4	62.6	62.6	53.4	62.6	62.6	786.0	62.6	62.6
4 Commodities	3,234.2	2,591.6	2,441.6	1,981.6	1,985.6	1,988.4	2,030.6	2,014.6	2,196.9	2,054.6	2,090.6
3 Services	25,217.1	25,195.4	24,752.2	23,230.1	23,341.1	23,803.8	24,415.6	26,058.9	30,681.4	32,192.2	34,876.3
2 Travel	1,543.6	1,393.6	1,323.6	1,323.6	1,473.6	1,541.6	1,544.8	1,574.4	1,609.4	1,640.7	1,736.1
1 Personal Services	85,300.6	85,035.5	81,784.4	82,190.4	82,281.7	84,724.7	87,132.5	91,990.8	102,988.4	104,633.0	106,705.7