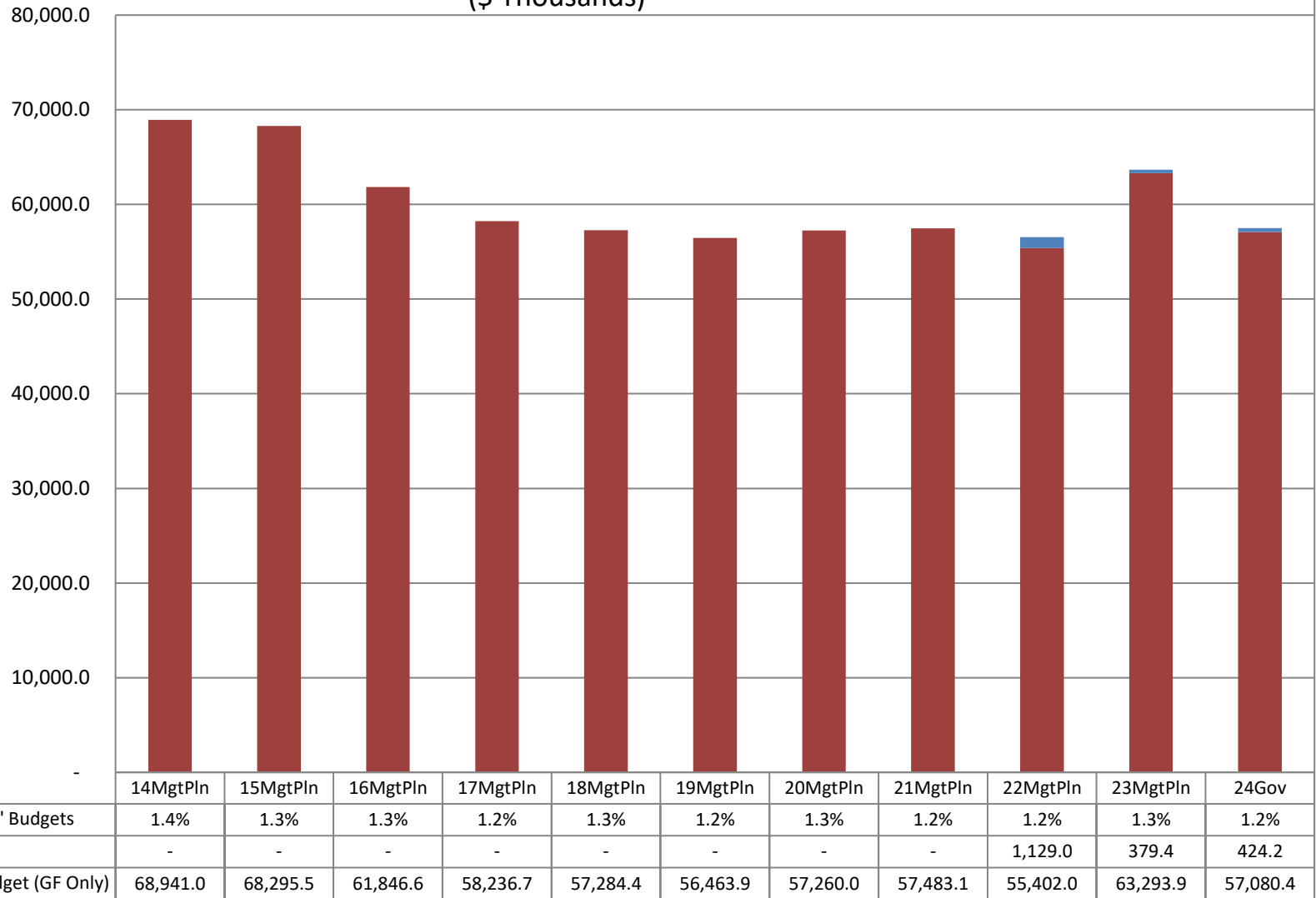


Department of Labor and Workforce Development Share of Total Agency Operations

(GF Only)
(\$ Thousands)

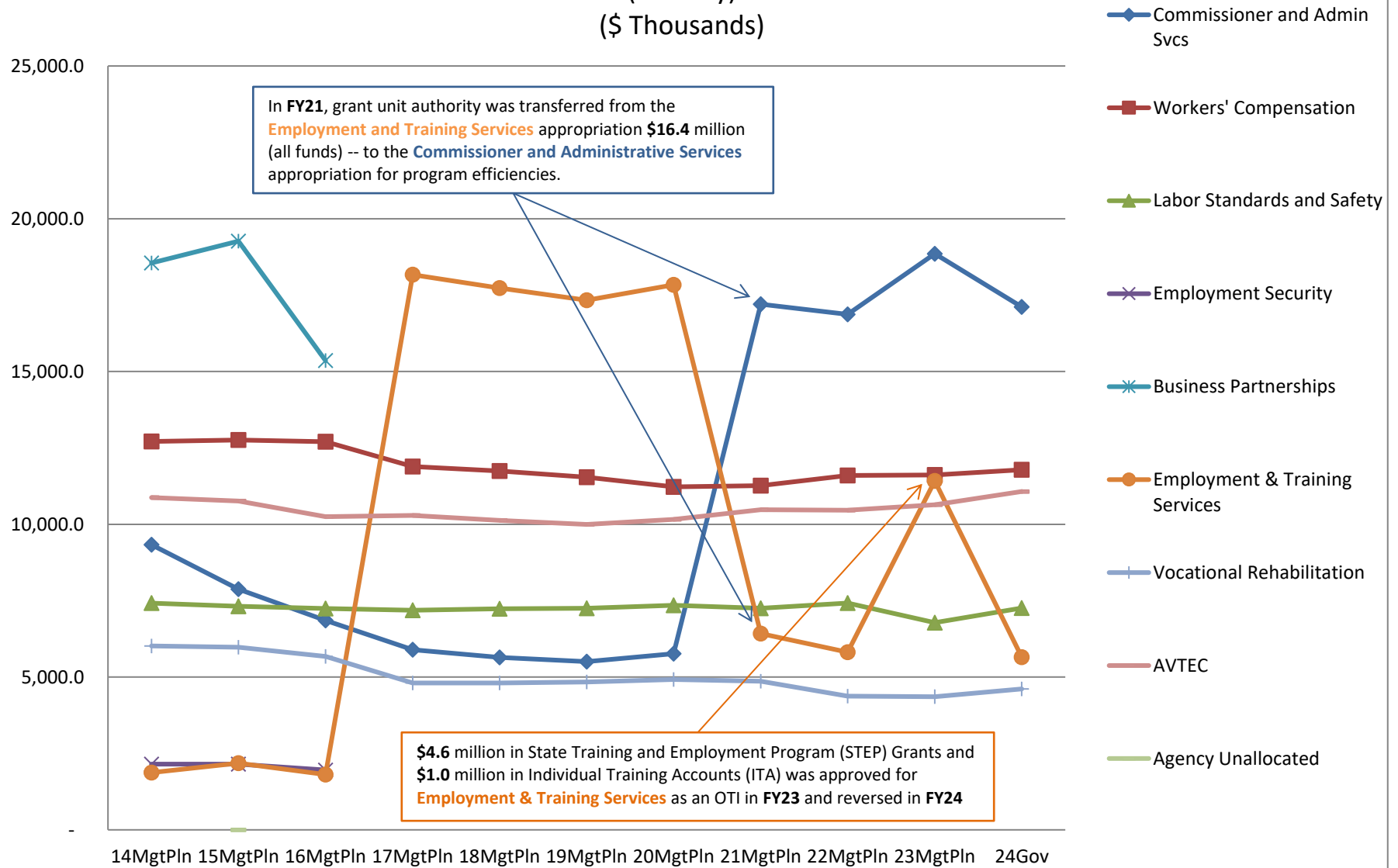
The Department's GF budget *decreased* by **(\$11.9) million** between FY14 and FY24 - an average annual growth rate of **-1.7%**.

The FY24 GF budget equates to **\$182 per resident worker**, based on 313,779 Alaskan workers



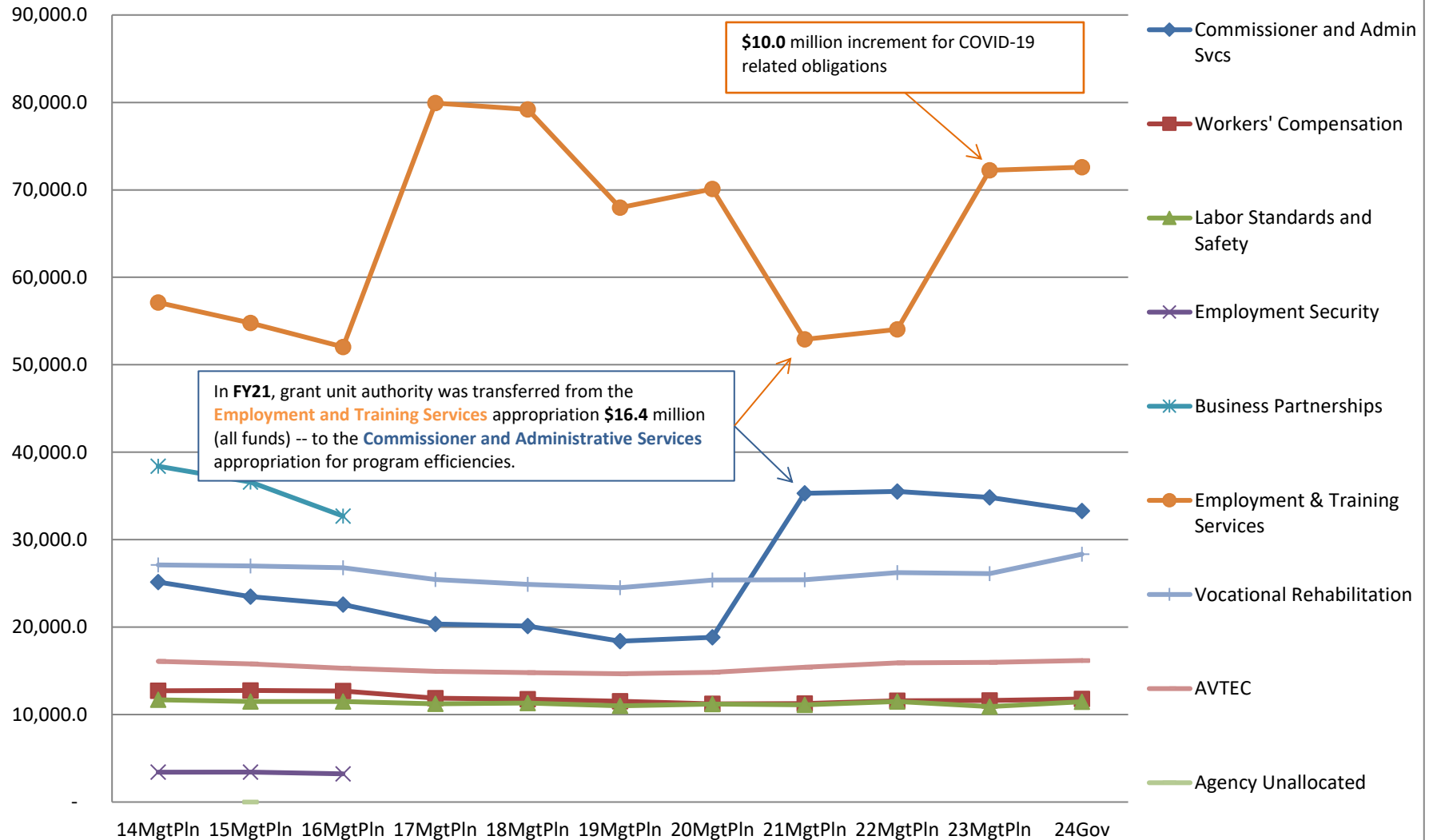
Appropriations within Dept. of Labor and Workforce Development

(GF Only)
(\$ Thousands)

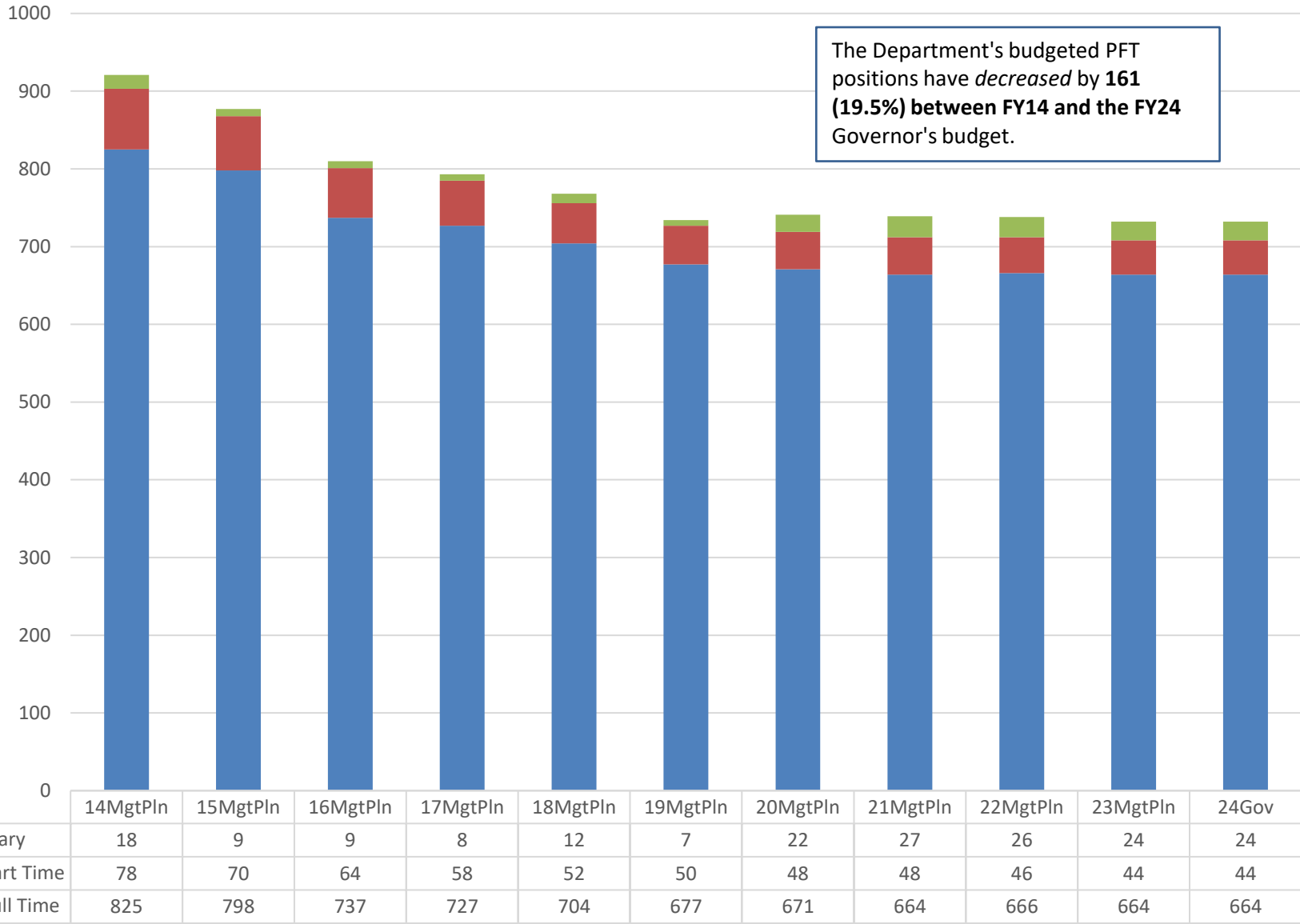


Appropriations within Dept. of Labor and Workforce Development

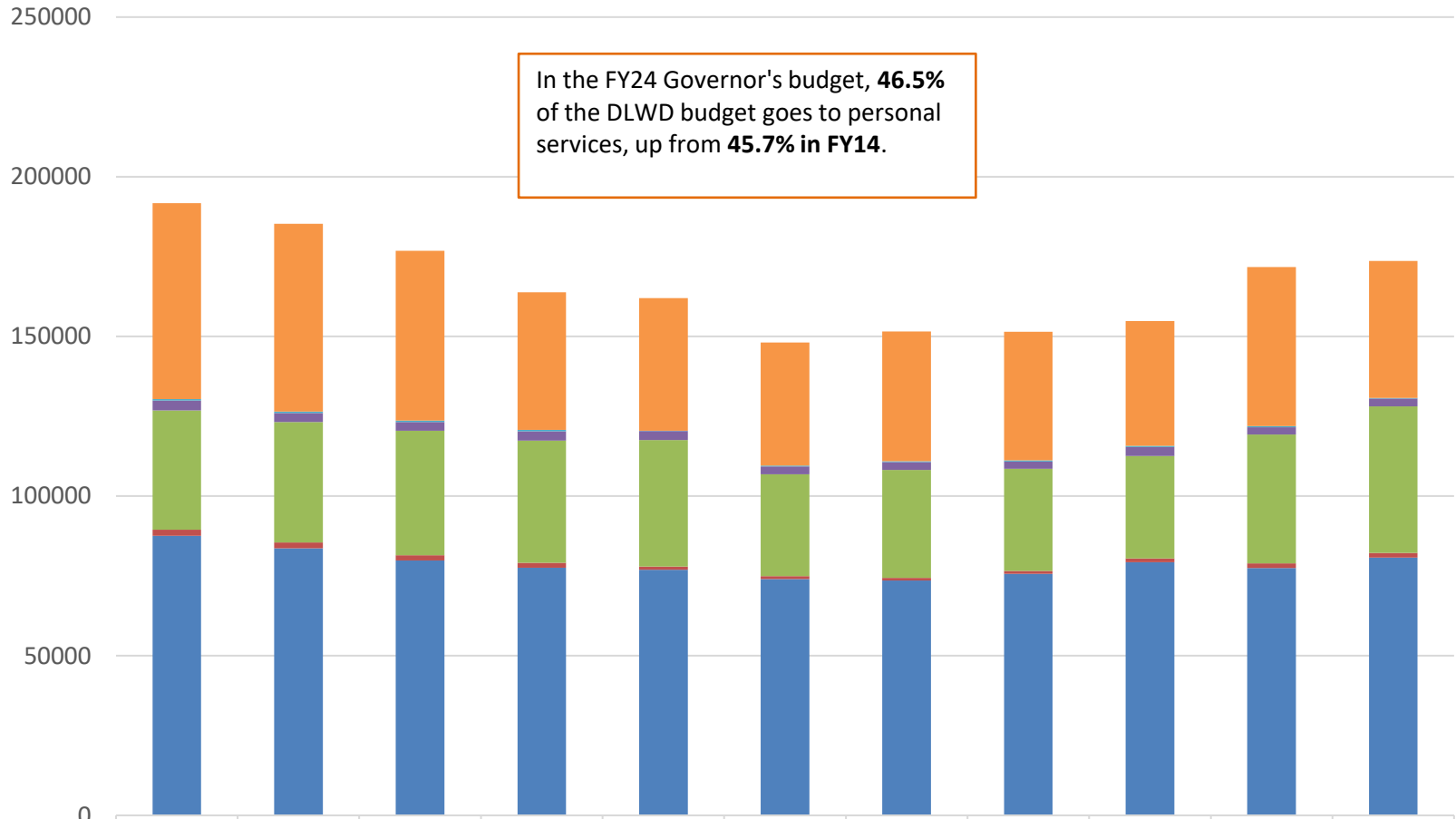
(All Funds)
(\$ Thousands)



Budgeted PCNs in the Department of Labor and Workforce Development



Labor and Workforce Development Budget by Line Item

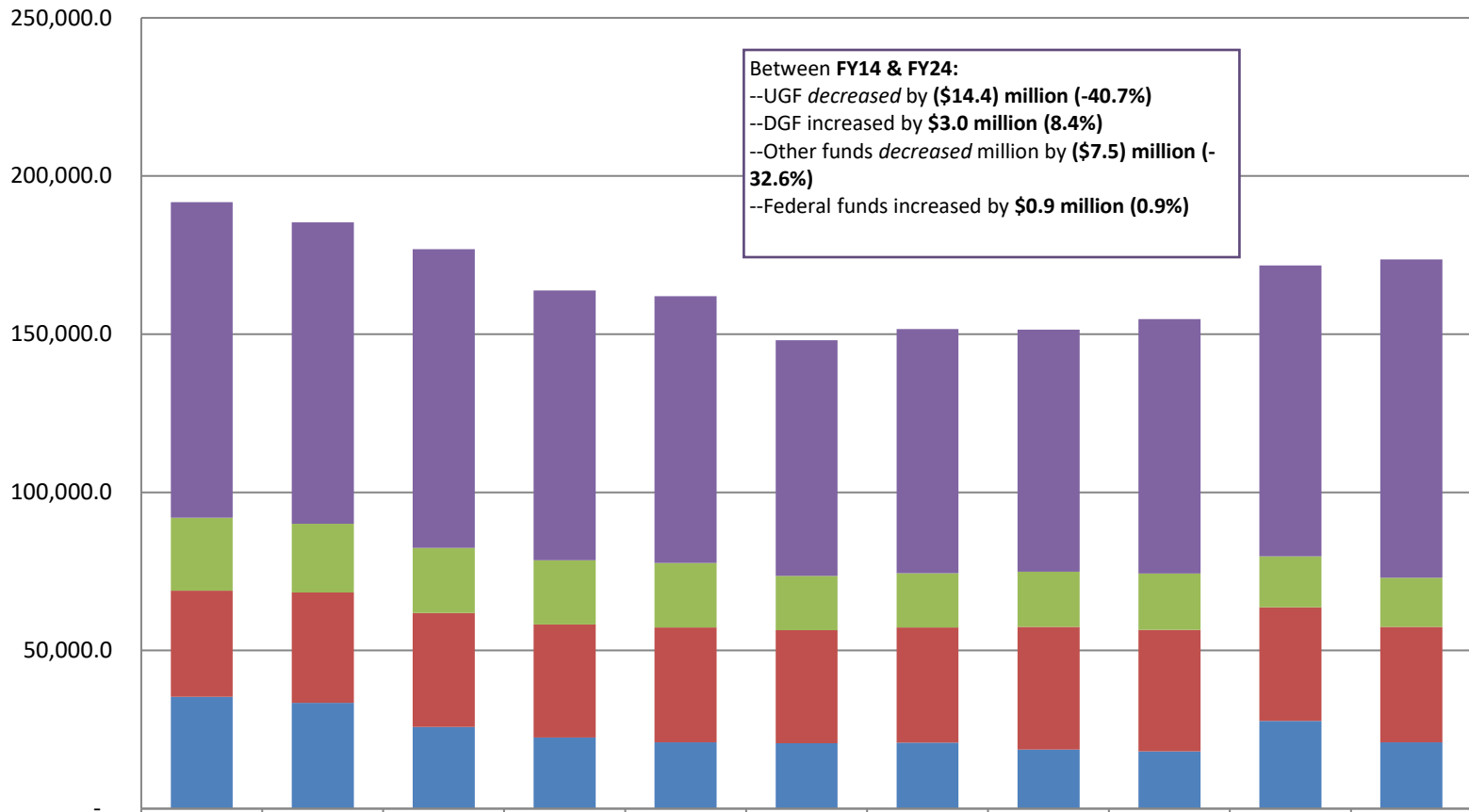


In the FY24 Governor's budget, **46.5%** of the DLWD budget goes to personal services, up from **45.7% in FY14**.

	14MgtPln	15MgtPln	16MgtPln	17MgtPln	18MgtPln	19MgtPln	20MgtPln	21MgtPln	22MgtPln	23MgtPln	24Gov
7 Grants, Benefits	61341.9	58850.4	53173	43046.6	41546.6	38521.2	40684.9	40191.6	39086.9	49766.9	42879.3
5 Capital Outlay	451.9	441.9	428.5	468.2	132.2	270.9	266.9	413.1	378	353	200
4 Commodities	3077.1	2842.1	2804.5	2931.3	2846.9	2456.2	2439.6	2260.2	2792.9	2304.7	2452.7
3 Services	37333.7	37718.5	38921.4	38261.4	39619.2	31931.8	33860.9	31954.5	32033	40404.5	45950.7
2 Travel	1971	1848.5	1650.8	1536	981.2	860.7	787.6	968.8	1229.9	1372.8	1406.5
1 Personal Services	87530.9	83605.3	79847.8	77558.9	76906.3	74034.7	73548.8	75624	79271.3	77513.3	80747.9

Department of Labor and Workforce Development Total Funding Comparison by Fund Group

(All Funds)
(\$ Thousands)



	14MgtPln	15MgtPln	16MgtPln	17MgtPln	18MgtPln	19MgtPln	20MgtPln	21MgtPln	22MgtPln	23MgtPln	24Gov
■ Federal Receipts (Fed)	99,692.1	95,237.6	94,386.6	85,299.9	84,337.9	74,507.3	77,196.8	76,549.9	80,454.1	91,942.9	100,587.5
■ Other State Funds (Other)	23,073.4	21,773.6	20,592.8	20,265.8	20,410.1	17,104.3	17,131.9	17,379.2	17,806.9	16,099.0	15,545.0
■ Designated General (DGF)	33,537.0	34,847.5	36,015.1	35,739.3	36,292.4	35,766.7	36,413.4	38,832.5	38,407.3	35,942.4	36,515.2
■ Unrestricted General (UGF)	35,404.0	33,448.0	25,831.5	22,497.4	20,992.0	20,697.2	20,846.6	18,650.6	18,123.7	27,730.9	20,989.4