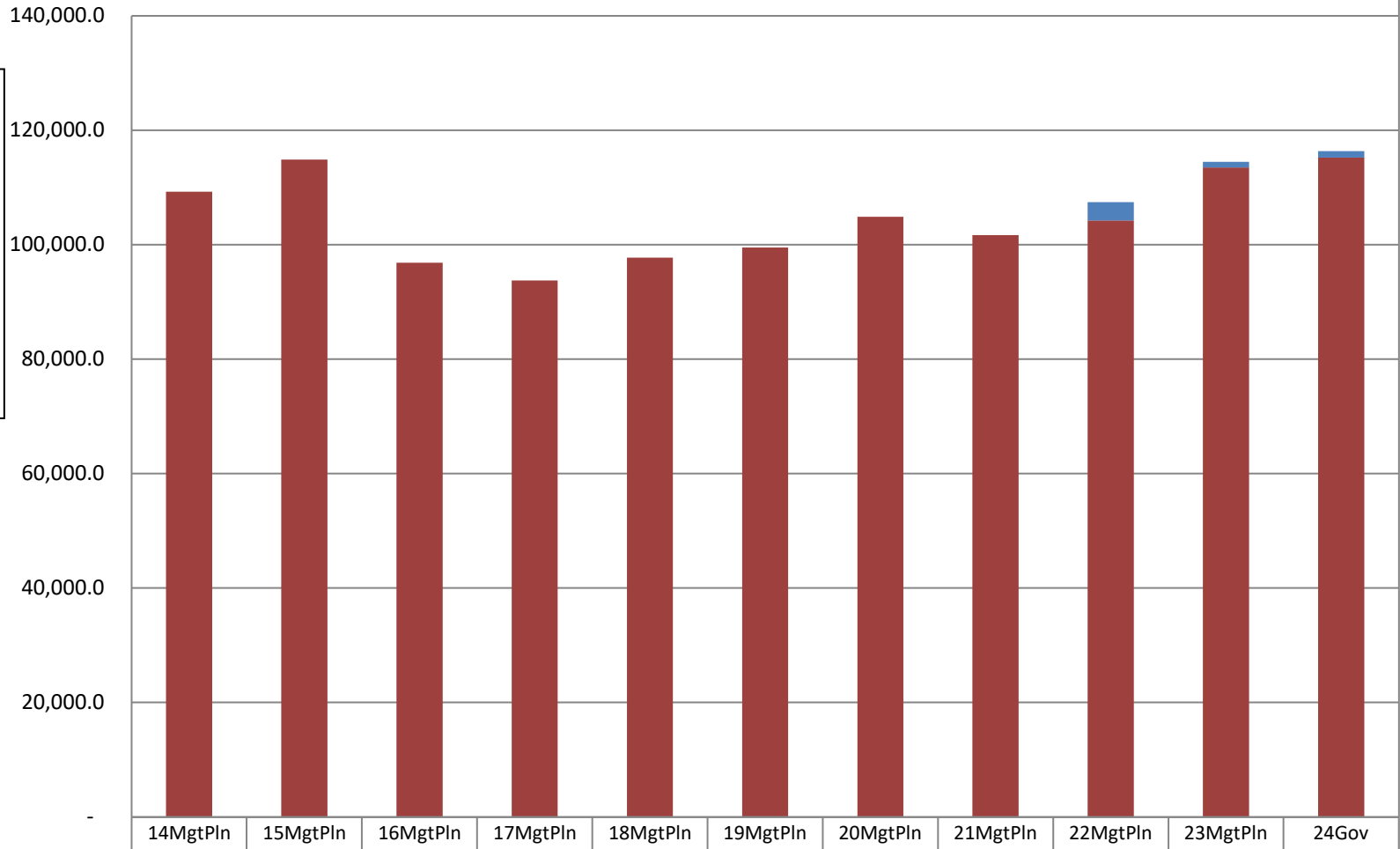


Department of Natural Resources Total General Fund Budget

(GF Only)
(\$ Thousands)

DNR's GF budget increased by \$7.1 million between FY14 and FY24 Governor - an average annual growth rate of 0.6%.

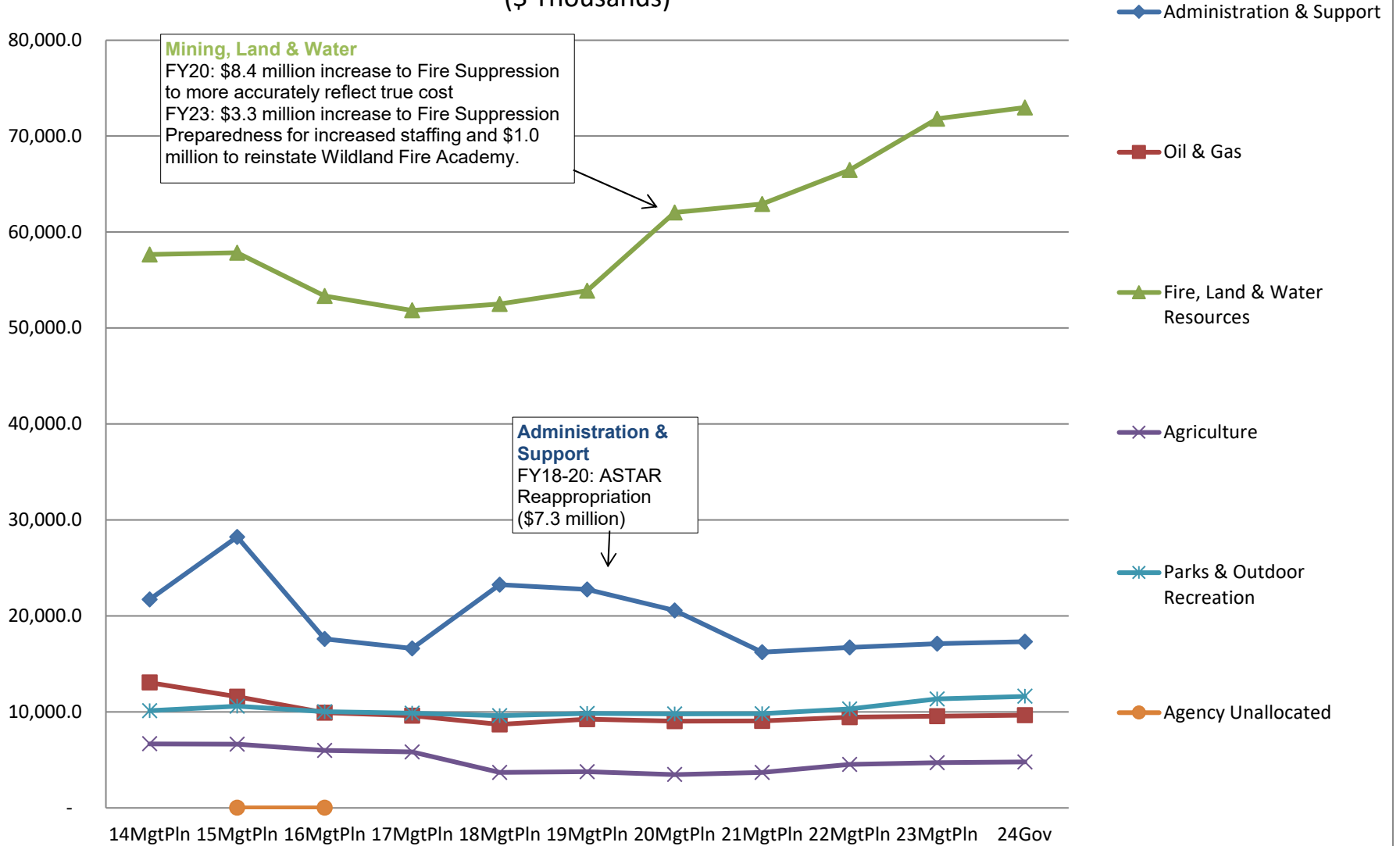
The FY22 GF budget equates to **\$371 per resident worker**, based on 313,779 Alaskan workers.



	14MgtPln	15MgtPln	16MgtPln	17MgtPln	18MgtPln	19MgtPln	20MgtPln	21MgtPln	22MgtPln	23MgtPln	24Gov
% of All Agencies' Budgets	2.2%	2.2%	2.0%	2.0%	2.1%	2.1%	2.3%	2.1%	2.3%	2.3%	2.4%
SB 55 Impact	-	-	-	-	-	-	-	-	3,178.7	1,010.0	1,144.5
Total Agency Budget (GF Only)	109,229.5	114,841.3	96,841.9	93,737.6	97,723.7	99,478.8	104,853.6	101,676.5	104,246.1	113,463.1	115,184.2

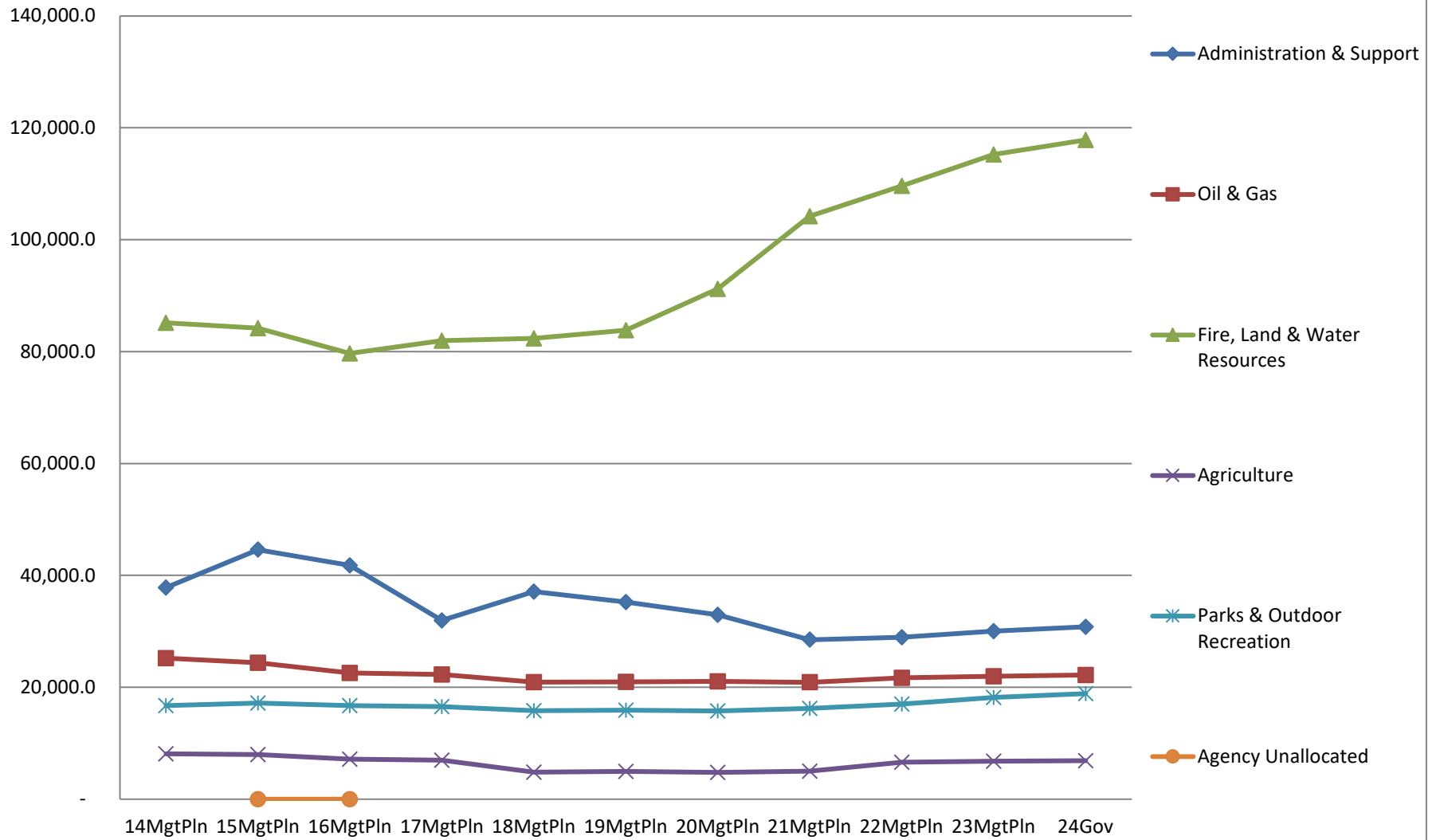
Appropriations within Department of Natural Resources

(GF Only)
(\$ Thousands)

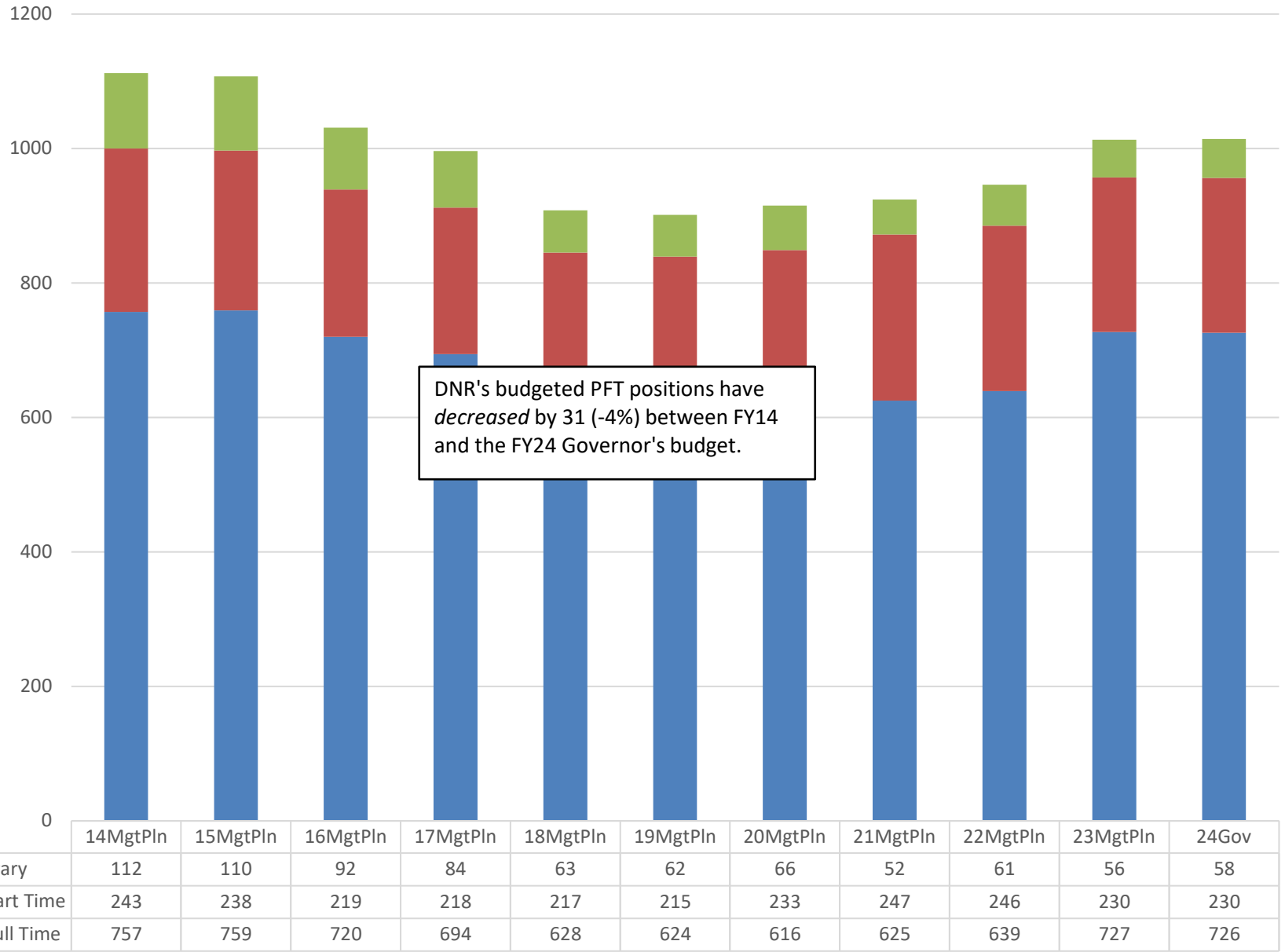


Appropriations within Department of Natural Resources

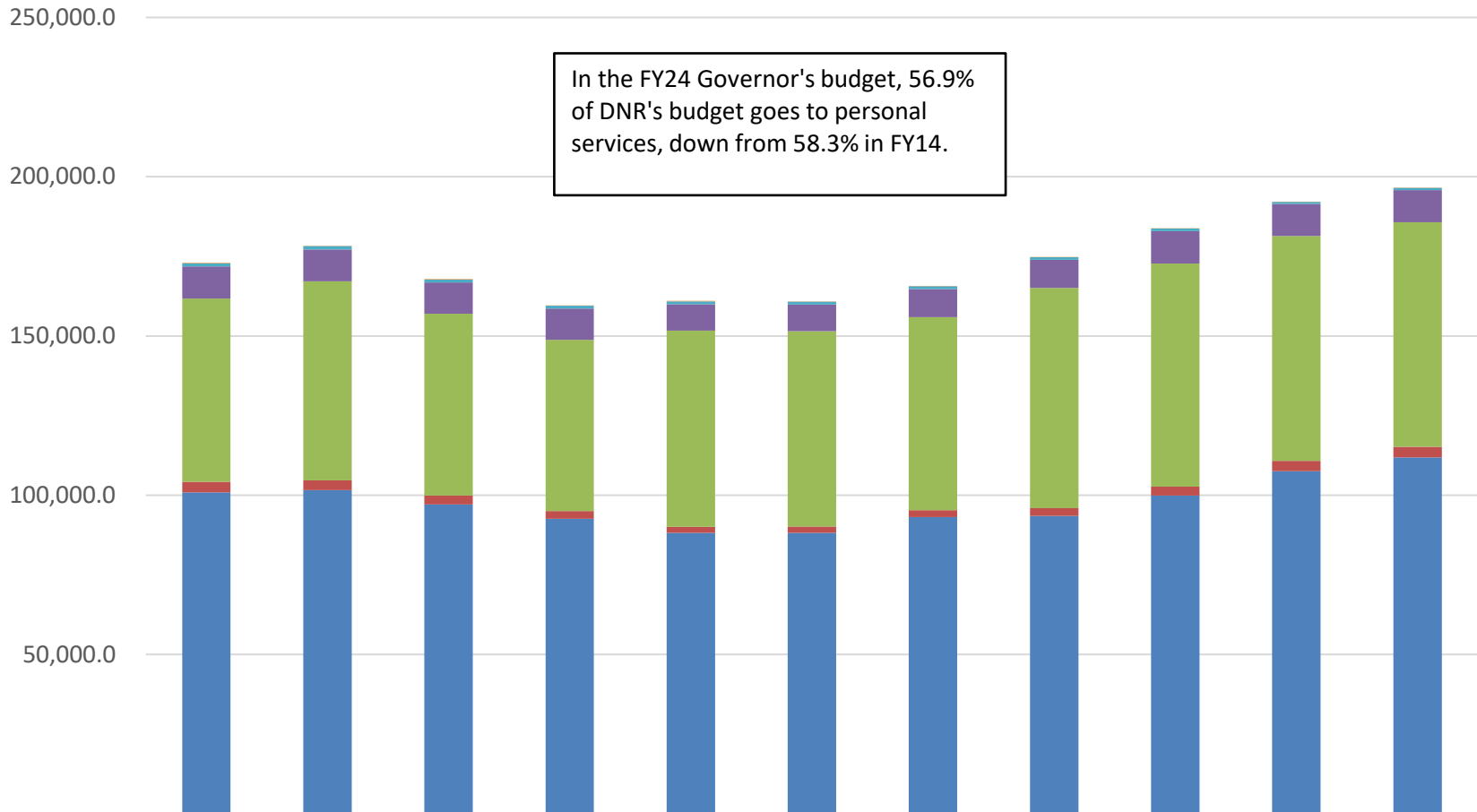
(All Funds)
(\$ Thousands)



Budgeted PCNs in Department of Natural Resources



Department of Natural Resources Budget by Line Item



In the FY24 Governor's budget, 56.9% of DNR's budget goes to personal services, down from 58.3% in FY14.

	14MgtPln	15MgtPln	16MgtPln	17MgtPln	18MgtPln	19MgtPln	20MgtPln	21MgtPln	22MgtPln	23MgtPln	24Gov
7 Grants, Benefits	115.0	115.0	115.0	115.0	115.0	115.0	115.0	115.0	115.0	115.0	100.0
5 Capital Outlay	1,025.7	1,055.5	915.9	915.9	915.9	920.7	920.7	819.6	819.6	686.1	686.1
4 Commodities	10,046.9	9,995.3	9,873.5	9,831.0	8,336.6	8,358.8	8,842.9	8,833.8	10,118.1	10,017.3	10,094.5
3 Services	57,599.3	62,454.7	57,065.7	53,720.9	61,515.9	61,298.9	60,515.6	69,115.6	70,062.5	70,615.1	70,472.6
2 Travel	3,341.3	3,122.4	2,735.6	2,472.3	1,910.0	1,965.1	2,225.8	2,487.5	2,831.1	3,275.7	3,300.7
1 Personal Services	100,846.8	101,587.5	97,139.6	92,566.9	88,209.5	88,229.5	93,114.9	93,474.6	99,873.5	107,515.3	111,913.1

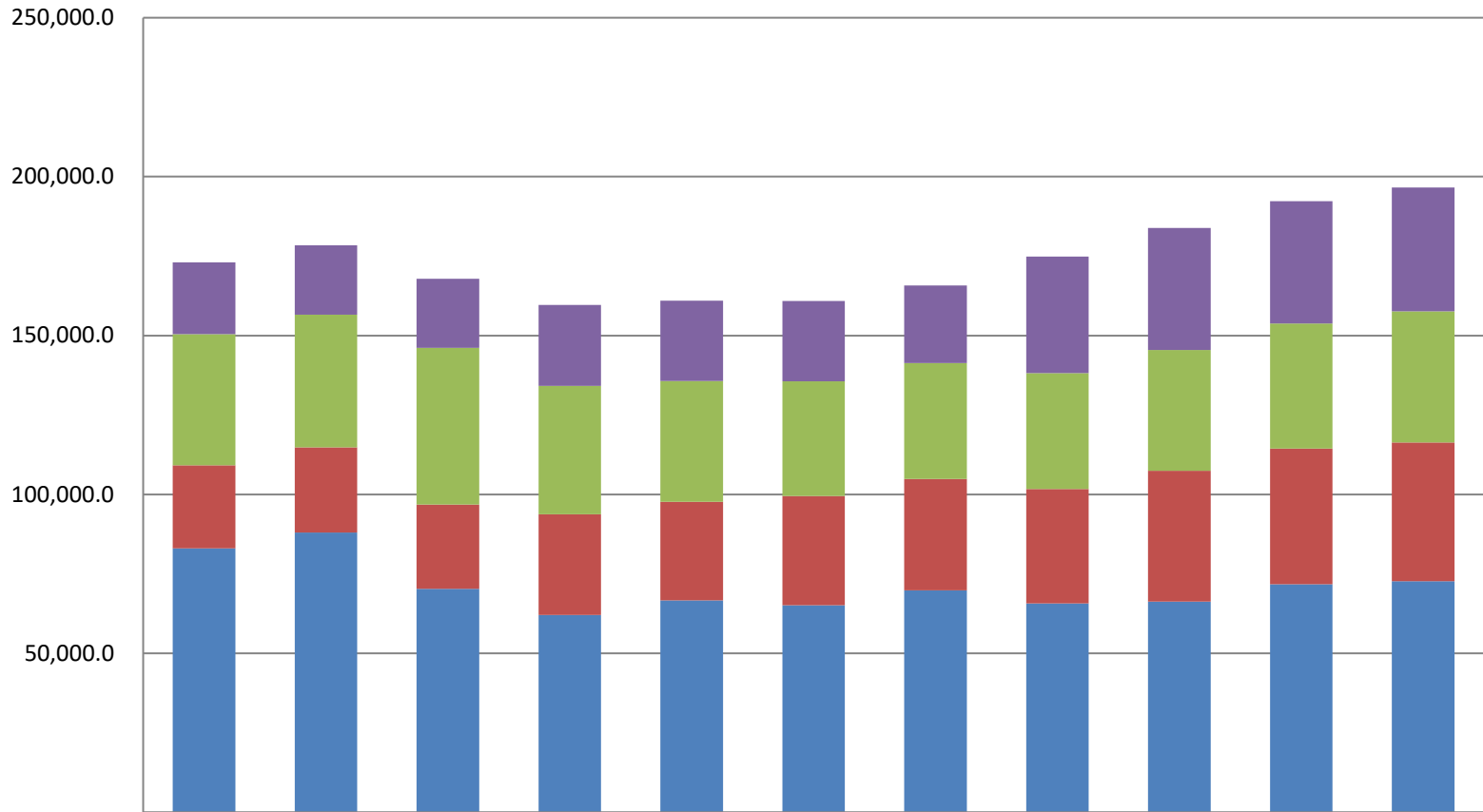
Department of Natural Resources

Total Funding Comparison by Fund Group

(All Funds)

(\$ Thousands)

Between FY14 & FY24 Gov:
 --UGF decreased by \$10.3 million (-12%)
 --DGF increased by \$17.4 million (67%)
 --Other funds increased by \$0.1 million (0%)
 --Federal funds increased by \$16.4 million (73%)



	14MgtPln	15MgtPln	16MgtPln	17MgtPln	18MgtPln	19MgtPln	20MgtPln	21MgtPln	22MgtPln	23MgtPln	24Gov
■ Federal Receipts (Fed)	22,546.0	21,819.1	21,757.3	25,506.8	25,320.1	25,244.7	24,355.1	36,670.2	38,329.3	38,473.3	38,930.9
■ Other State Funds (Other)	41,199.5	41,670.0	49,246.1	40,377.6	37,959.1	36,164.5	36,526.2	36,499.4	38,065.7	39,278.1	41,307.4
■ Designated General (DGF)	26,186.2	26,768.5	26,551.3	31,621.7	30,994.2	34,324.3	35,032.6	35,946.8	41,072.6	42,677.6	43,617.7
■ Unrestricted General (UGF)	83,043.3	88,072.8	70,290.6	62,115.9	66,729.5	65,154.5	69,821.0	65,729.7	66,352.2	71,795.5	72,711.0

Allocations within Department of Natural Resources

(GF Only)
(\$ Thousands)

