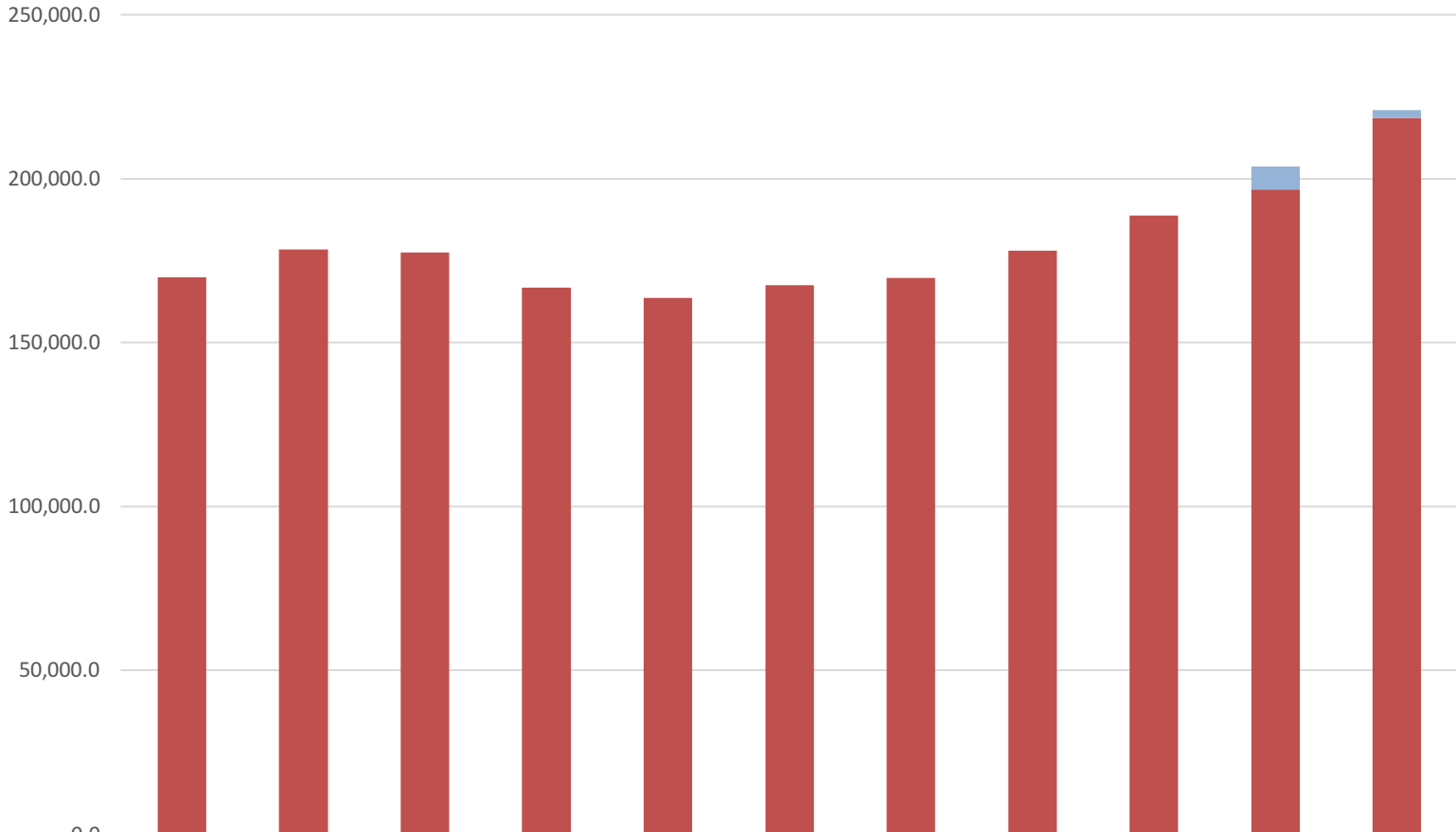


Department of Public Safety Share of Total Agency Operations (GF Only) (\$ Thousands)

The Department's GF budget (excluding SB 55 increments) increased by about \$50.9 million (30%) between FY13 and FY23.

The Department's total FY23 GF budget equals \$682 per resident worker, based on 323,711 resident workers.

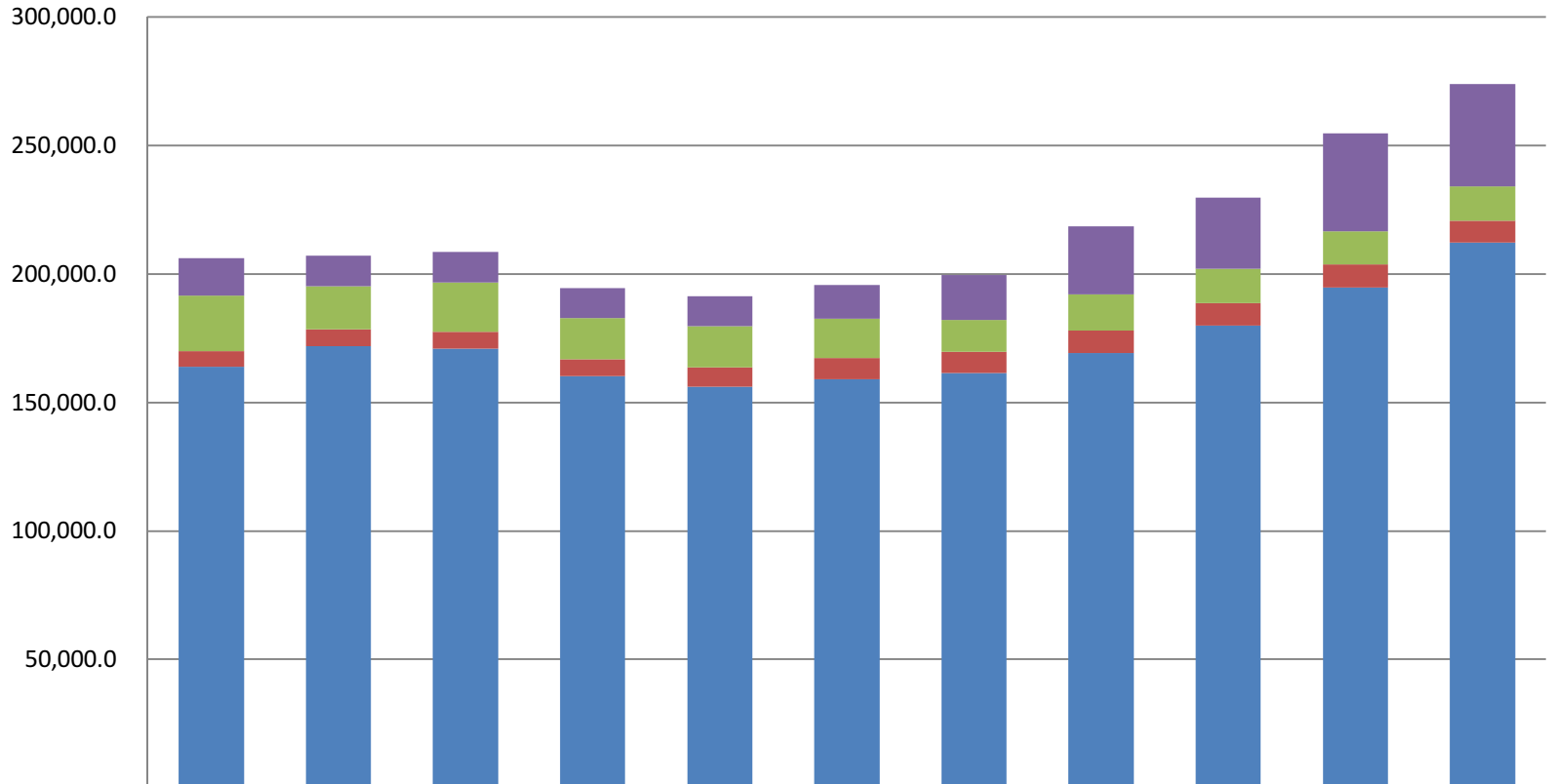


	13MgtPln	14MgtPln	15MgtPln	16MgtPln	17MgtPln	18MgtPln	19MgtPln	20MgtPln	21MgtPln	22MgtPln	23Gov
SB55 Impact	-	-	-	-	-	-	-	-	-	7,027.7	2,285.1
Total Agency Budget (GF Only)	169,915.1	178,458.1	177,555.4	166,820.1	163,705.3	167,443.3	169,707.1	178,066.2	188,766.6	196,760.6	218,577.9
% of All Agencies' Budgets	2.1%	2.0%	2.2%	2.1%	2.7%	2.8%	2.6%	3.0%	3.1%	3.8%	3.3%

Department of Public Safety Total Funding Comparison by Fund Group

(All Funds)
(\$ Thousands)

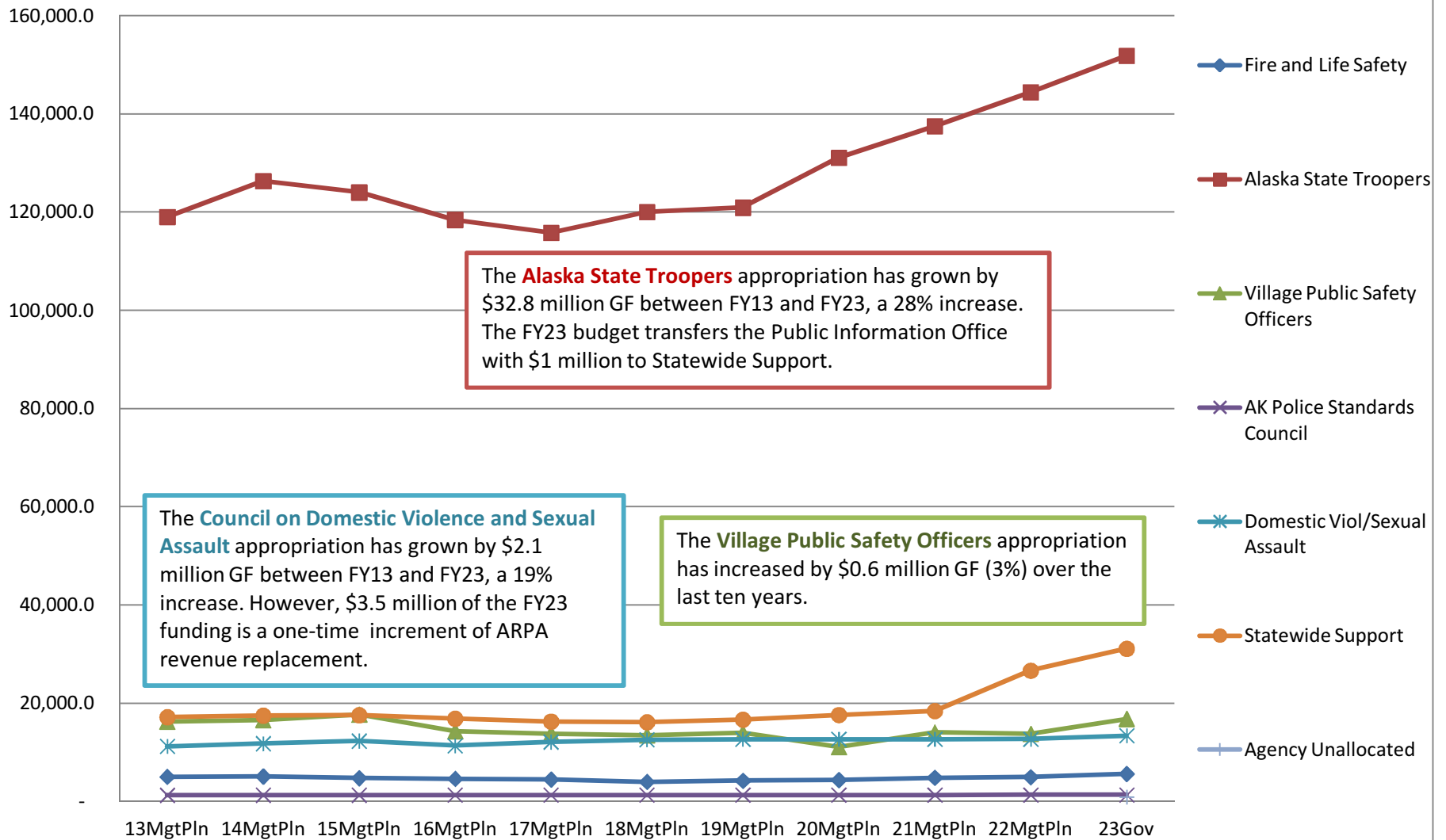
Between FY13 MgmtPln and 23Gov:
 -UGF increased by \$48.2 million (29%)
 -DGF increased by \$2.8 million (47%)
 -Other Funds decreased by \$8.4 million (-39%)
 -Federal Receipts increased by \$25.4 million (174%)



	13MgtPln	14MgtPln	15MgtPln	16MgtPln	17MgtPln	18MgtPln	19MgtPln	20MgtPln	21MgtPln	22MgtPln	23Gov
■ Federal Receipts (Fed)	14,569.3	11,852.5	11,787.8	11,799.7	11,806.8	13,165.8	17,487.7	26,659.6	27,672.5	38,237.6	39,949.2
■ Other State Funds (Other)	21,650.6	16,916.4	19,221.5	15,957.4	15,951.9	15,225.2	12,436.3	13,987.2	13,368.7	12,749.1	13,239.8
■ Designated General (DGF)	5,908.6	6,458.9	6,555.7	6,599.9	7,564.3	8,347.6	8,301.0	8,843.2	8,737.3	8,983.5	8,669.7
■ Unrestricted General (UGF)	164,006.5	171,999.2	170,999.7	160,220.2	156,141.0	159,095.7	161,406.1	169,223.0	180,029.3	194,804.8	212,193.3

Appropriations within Department of Public Safety

(GF Only)
(\$ Thousands)



The **Alaska State Troopers** appropriation has grown by \$32.8 million GF between FY13 and FY23, a 28% increase. The FY23 budget transfers the Public Information Office with \$1 million to Statewide Support.

The **Council on Domestic Violence and Sexual Assault** appropriation has grown by \$2.1 million GF between FY13 and FY23, a 19% increase. However, \$3.5 million of the FY23 funding is a one-time increment of ARPA revenue replacement.

The **Village Public Safety Officers** appropriation has increased by \$0.6 million GF (3%) over the last ten years.