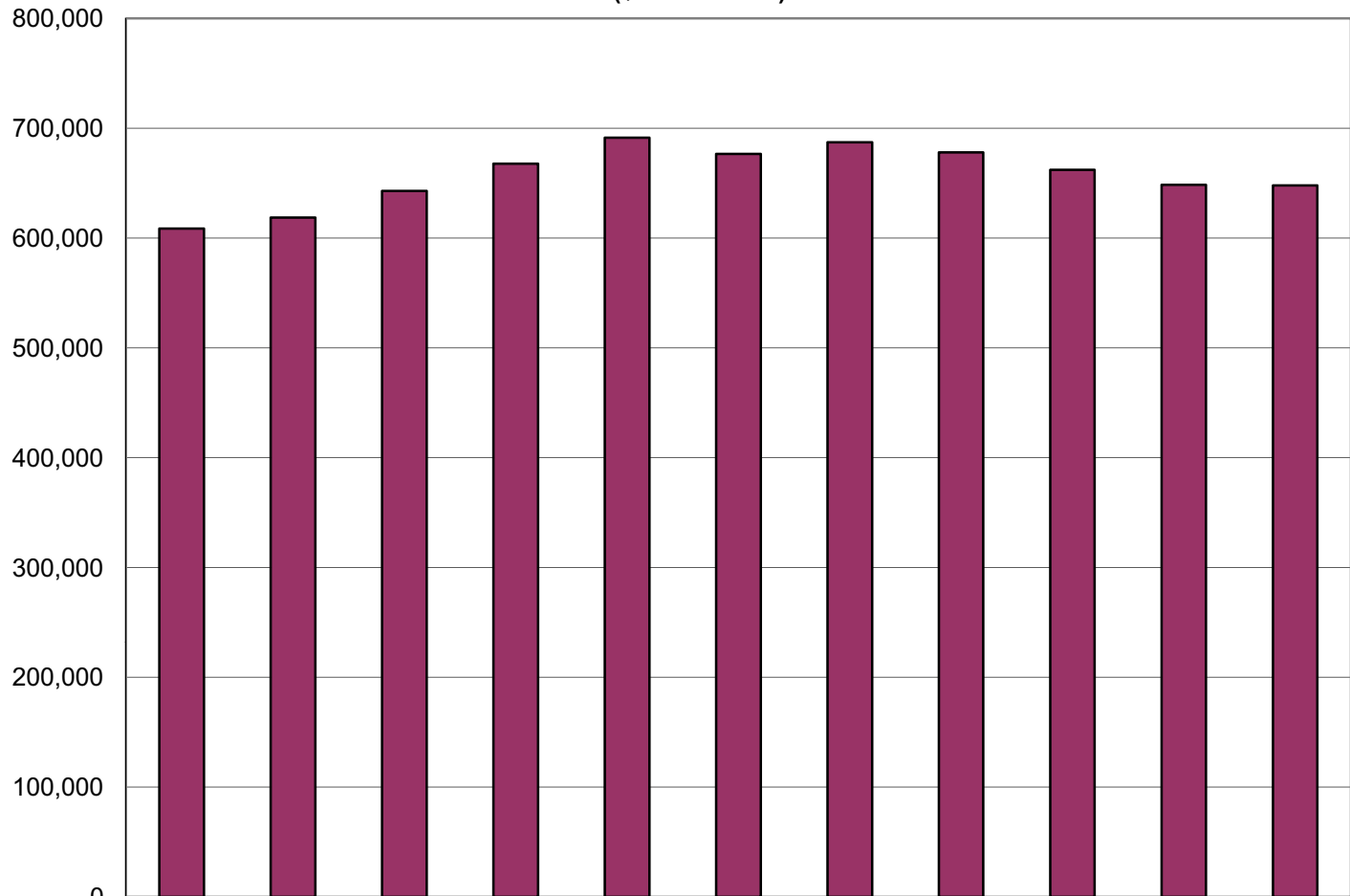


**University of Alaska Share of Total Agency Operations
(GF Only)
(\$ Thousands)**



The University's GF budget grew by about \$39.4 million (6%) between FY09 and the FY19 Governor's Request - an average annual growth rate for that period of 0.6%.

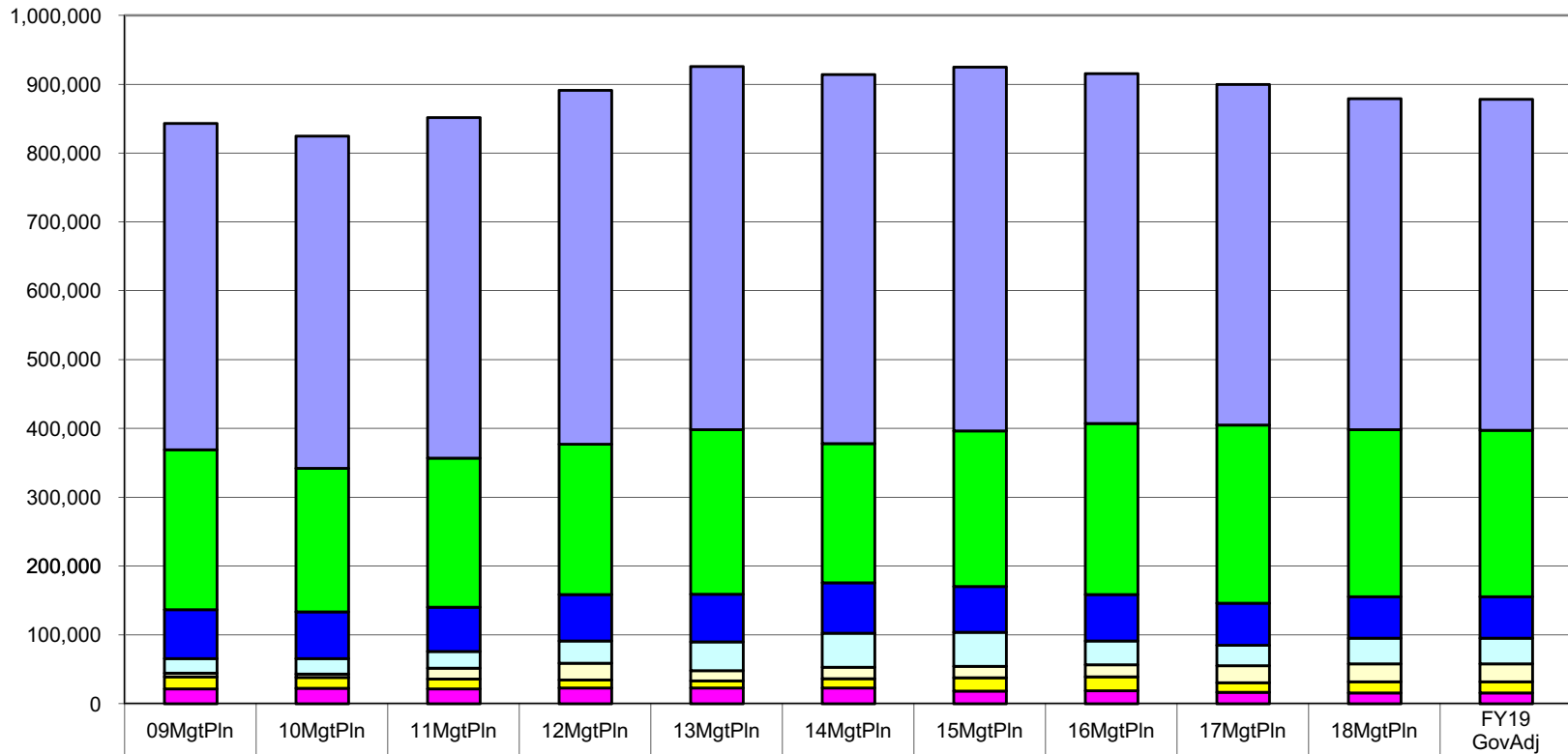
The University's total FY19 GF budget equals \$1,948 per resident worker.*

■ Total Agency Budget (GF Only)	608,584.7	618,692.4	642,910.0	667,795.2	691,549.4	676,772.2	687,293.2	677,956.4	662,068.0	648,624.9	648,014.7
% of Agency Budget to Total Agencies' budgets	15.11%	15.35%	14.83%	14.18%	13.84%	13.39%	13.21%	14.02%	14.11%	13.91%	13.81%

* According to the Department of Labor and Workforce Development, there were 332,583 resident workers in Alaska in 2015.

The majority of FY19 funding in the University's budget is comprised of the following two line items:
--Personal Services (55%)
--Services (28%)

University of Alaska Line Items
 (All Funds)
 (\$ Thousands)

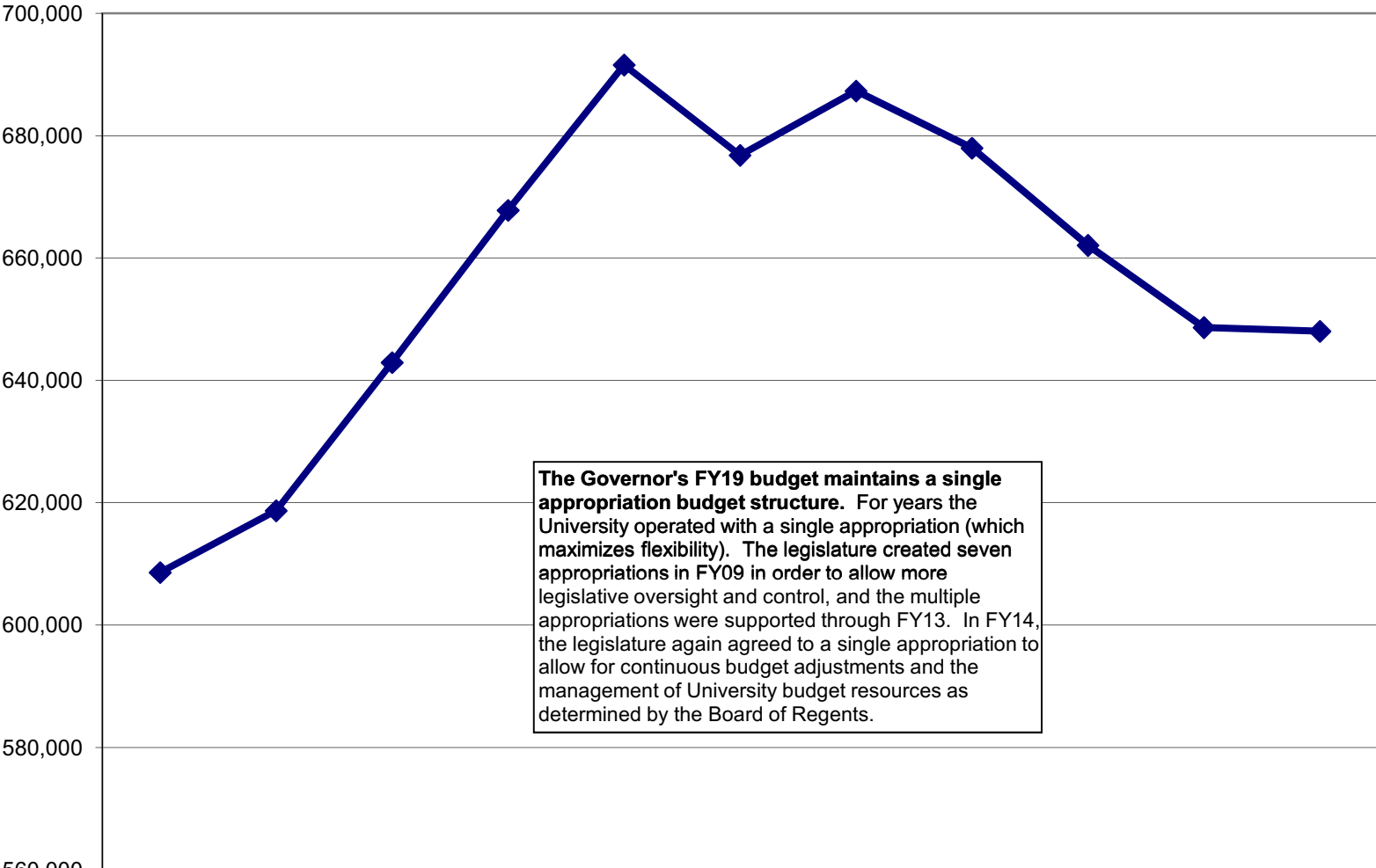


	09MgtPln	10MgtPln	11MgtPln	12MgtPln	13MgtPln	14MgtPln	15MgtPln	16MgtPln	17MgtPln	18MgtPln	FY19 GovAdj
Personal Services	474,119.6	482,731.5	494,879.7	514,114.4	527,530.3	536,349.8	528,618.2	508,574.4	494,650.4	481,067.8	481,067.8
Services	232,225.5	208,724.1	216,676.7	218,504.2	238,977.7	201,994.4	226,058.3	248,343.3	259,095.2	242,607.1	241,886.9
Commodities	70,788.2	67,943.8	64,259.1	67,111.1	69,648.5	73,194.2	66,562.0	67,307.3	60,924.7	59,976.9	59,976.9
Grants, Benefits	21,268.2	22,104.1	24,350.2	32,596.6	41,723.4	49,604.8	49,407.2	34,807.2	29,718.3	37,283.0	37,283.0
Miscellaneous	5,538.4	5,091.6	15,737.2	23,991.0	14,548.3	16,497.2	16,424.0	17,361.0	24,806.4	26,238.8	26,238.8
Capital Outlay	17,358.0	15,701.2	14,311.8	11,867.0	10,452.2	13,458.1	19,277.5	20,129.7	14,173.2	16,266.7	16,266.7
Travel	21,658.8	22,562.6	21,640.0	22,898.9	22,947.6	23,124.2	18,516.5	19,070.9	16,427.9	15,677.7	15,677.7

**University of Alaska Appropriation
(GF Only)
(\$ Thousands)**

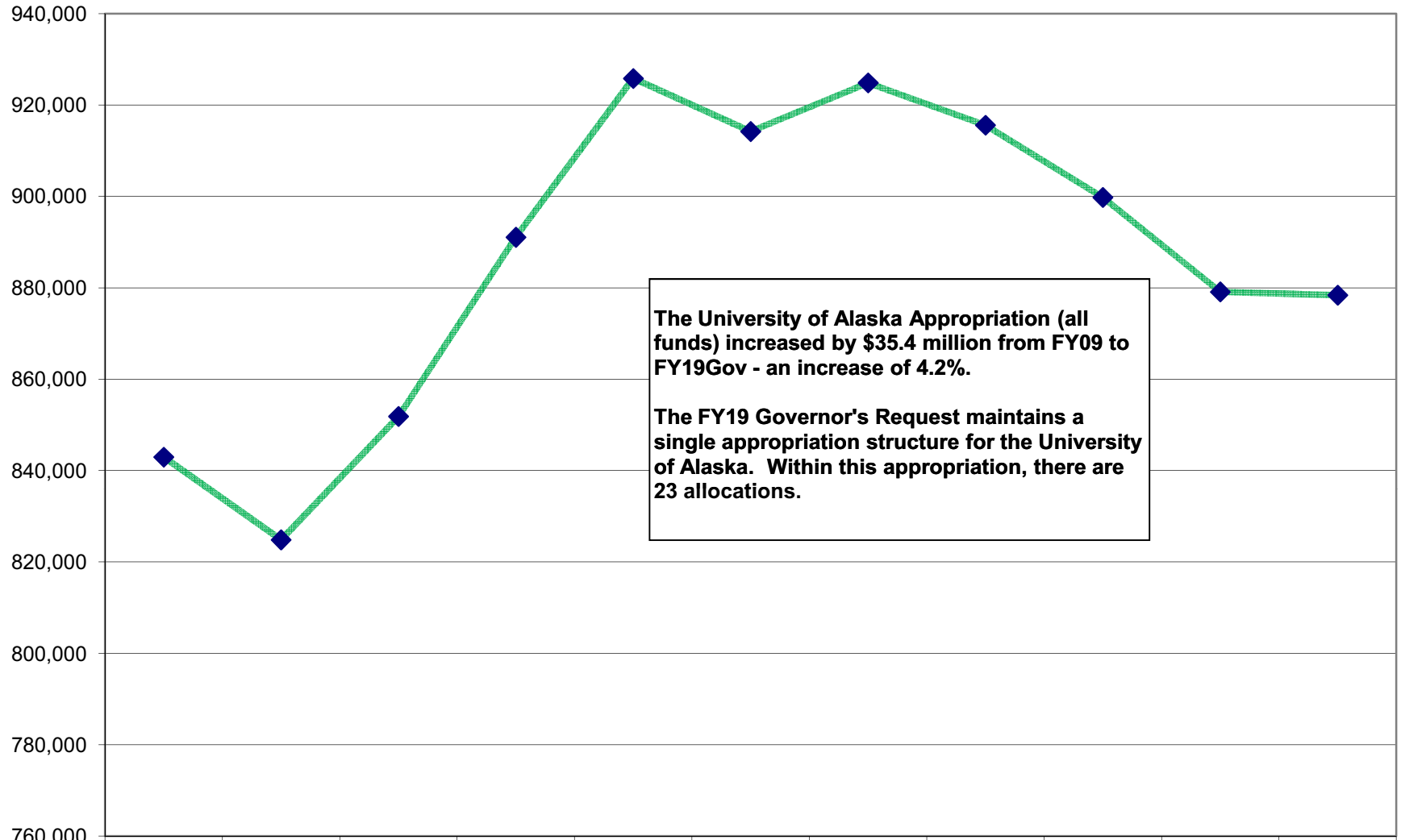
The University is supported with 74% total General Funds and has experienced **6% GF growth** since FY09 (from \$609 million to \$648 million).

University Receipts (\$326 million Designated GF) comprises 50.3% of the overall GF category in the FY19 Gov request.



The Governor's FY19 budget maintains a single appropriation budget structure. For years the University operated with a single appropriation (which maximizes flexibility). The legislature created seven appropriations in FY09 in order to allow more legislative oversight and control, and the multiple appropriations were supported through FY13. In FY14, the legislature again agreed to a single appropriation to allow for continuous budget adjustments and the management of University budget resources as determined by the Board of Regents.

**University of Alaska Appropriation
(All Funds)
(\$ Thousands)**



The University of Alaska Appropriation (all funds) increased by \$35.4 million from FY09 to FY19Gov - an increase of 4.2%.

The FY19 Governor's Request maintains a single appropriation structure for the University of Alaska. Within this appropriation, there are 23 allocations.

	09MgtPln	10MgtPln	11MgtPln	12MgtPln	13MgtPln	14MgtPln	15MgtPln	16MgtPln	17MgtPln	18MgtPln	FY19 GovAdj
University of Alaska	842,956.7	824,858.9	851,854.7	891,083.2	925,828.0	914,222.7	924,863.7	915,593.8	899,796.1	879,118.0	878,397.8