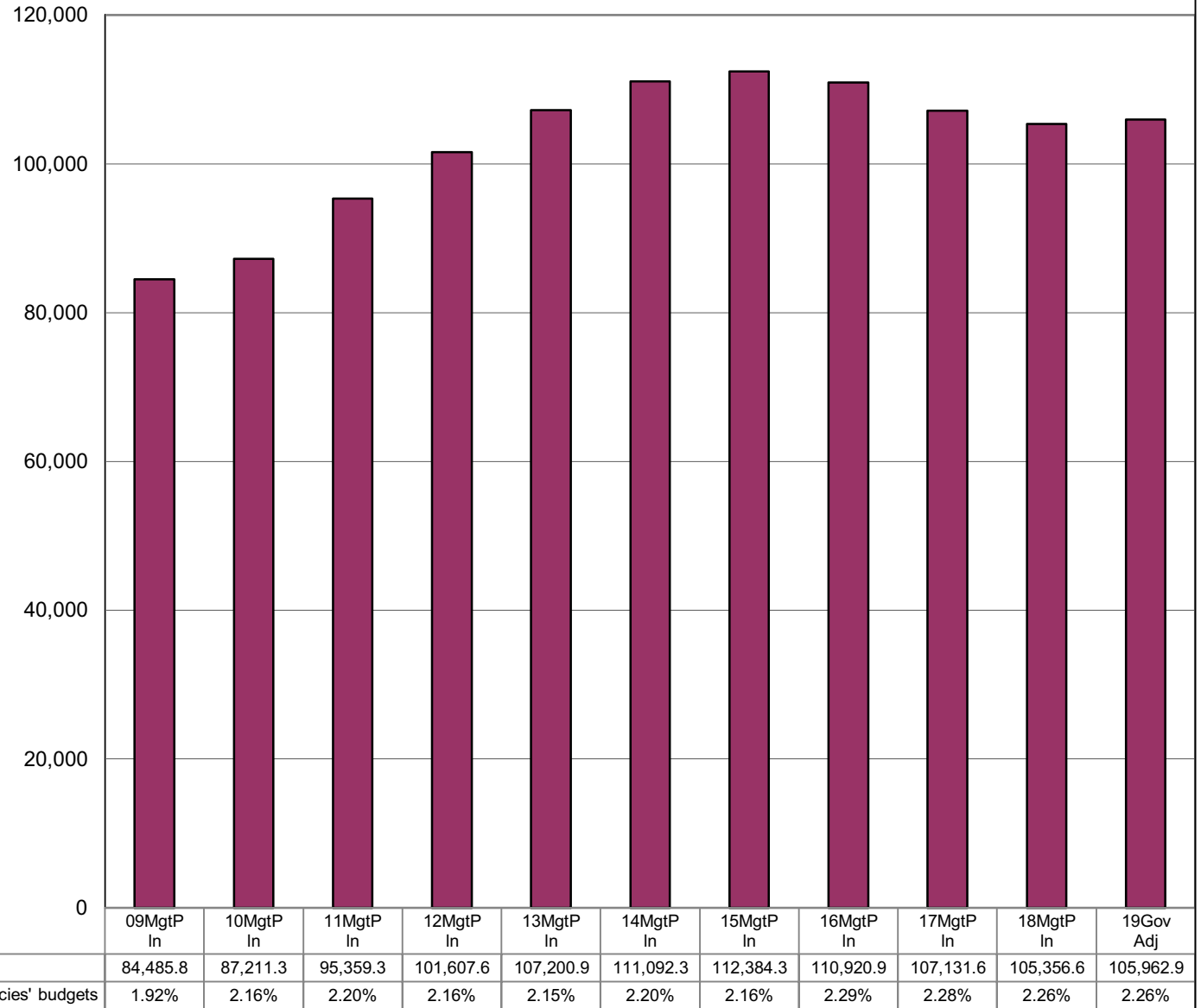


Judiciary's Share of Total Agency Operations (GF Only) (\$ Thousands)

The Judiciary's GF budget grew by \$21 million (25%) between FY09 and the FY19 Governor's Request -- an average annual growth rate of 3.2%.

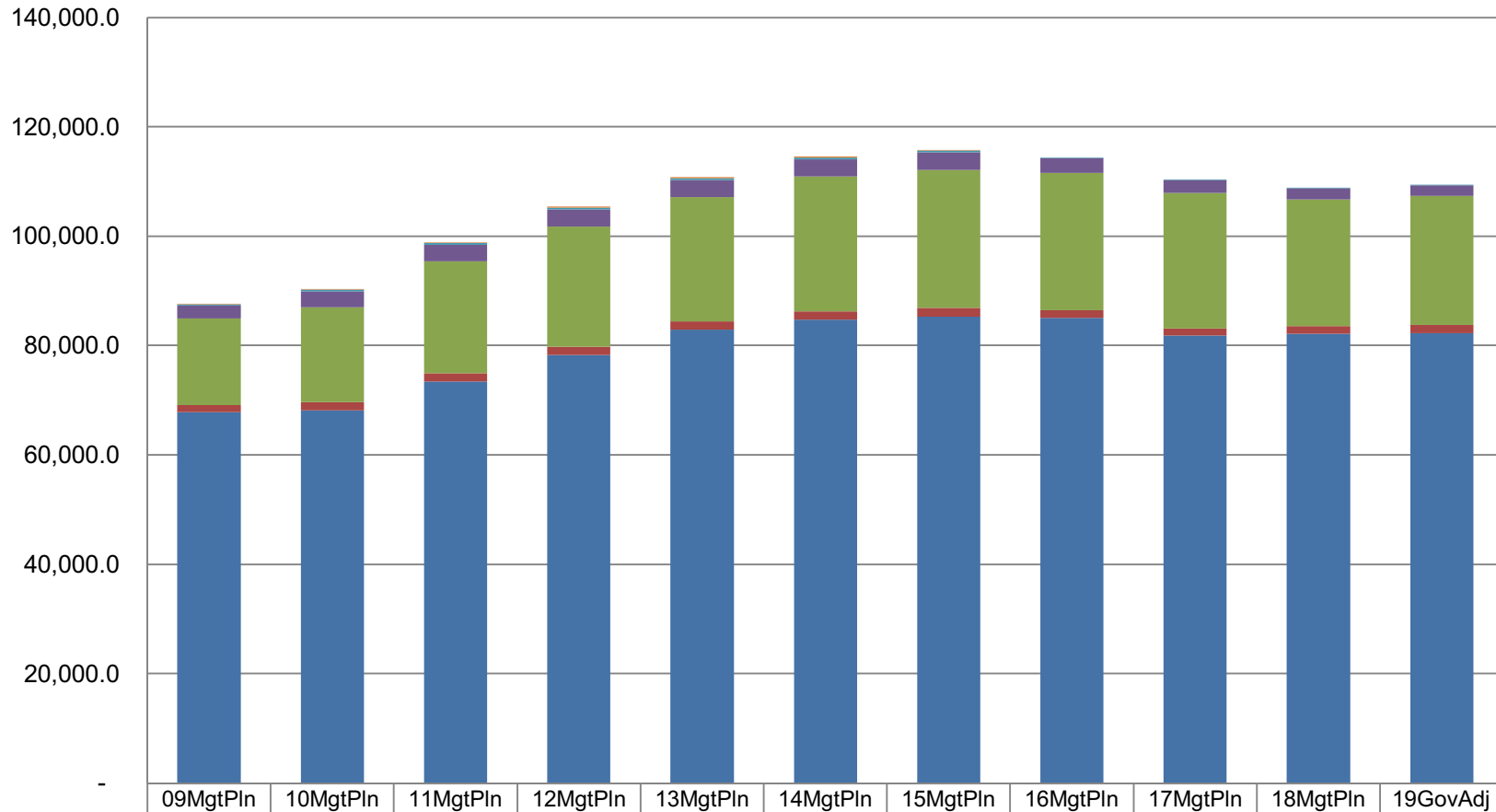
* The agency's total FY19 Governor's Requested GF budget equals \$318 per resident worker.



* According to the Department of Labor, there were 332,583 resident workers in Alaska in 2015.

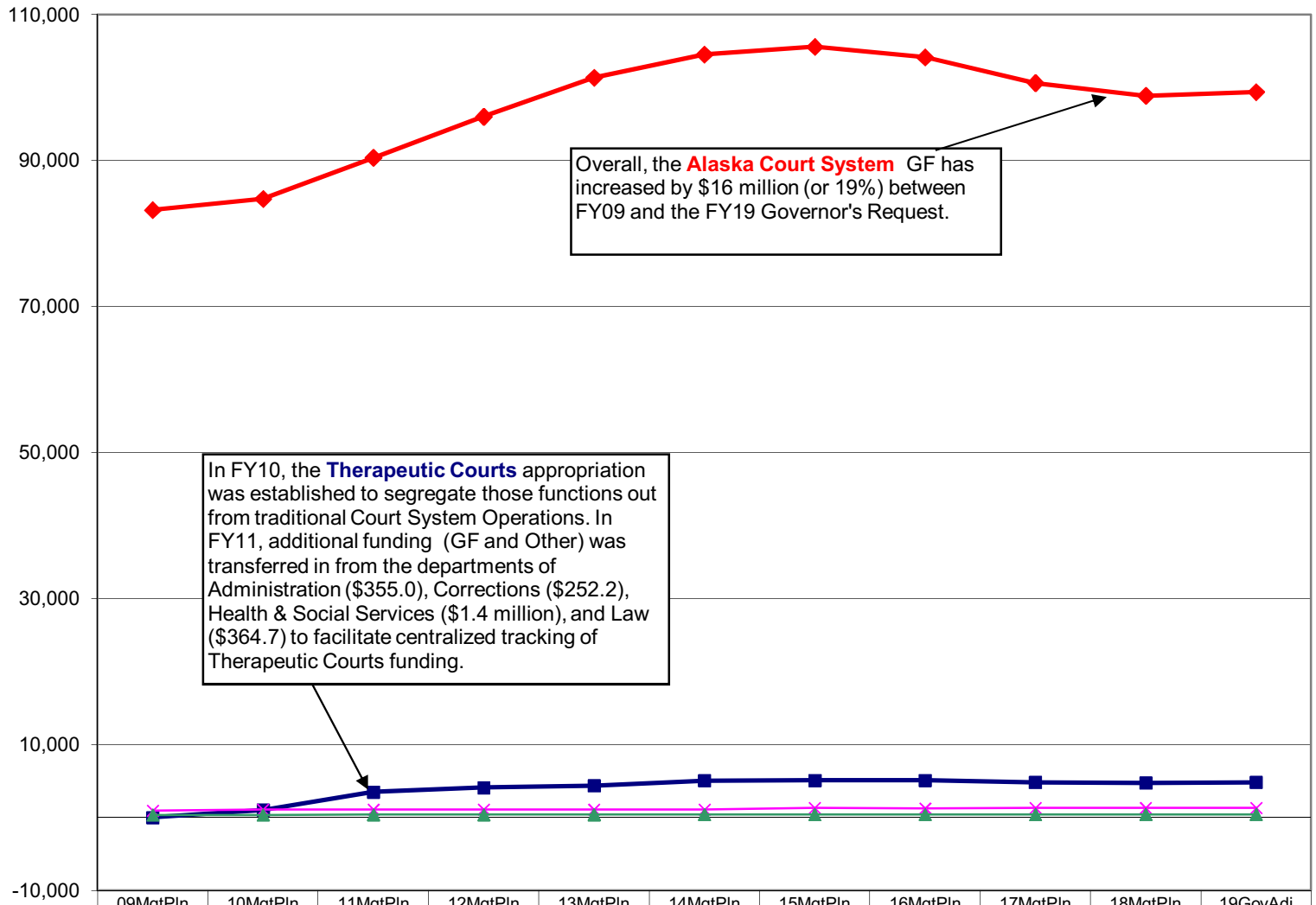
Judiciary

Line Items
(All Funds)
(\$ Thousands)



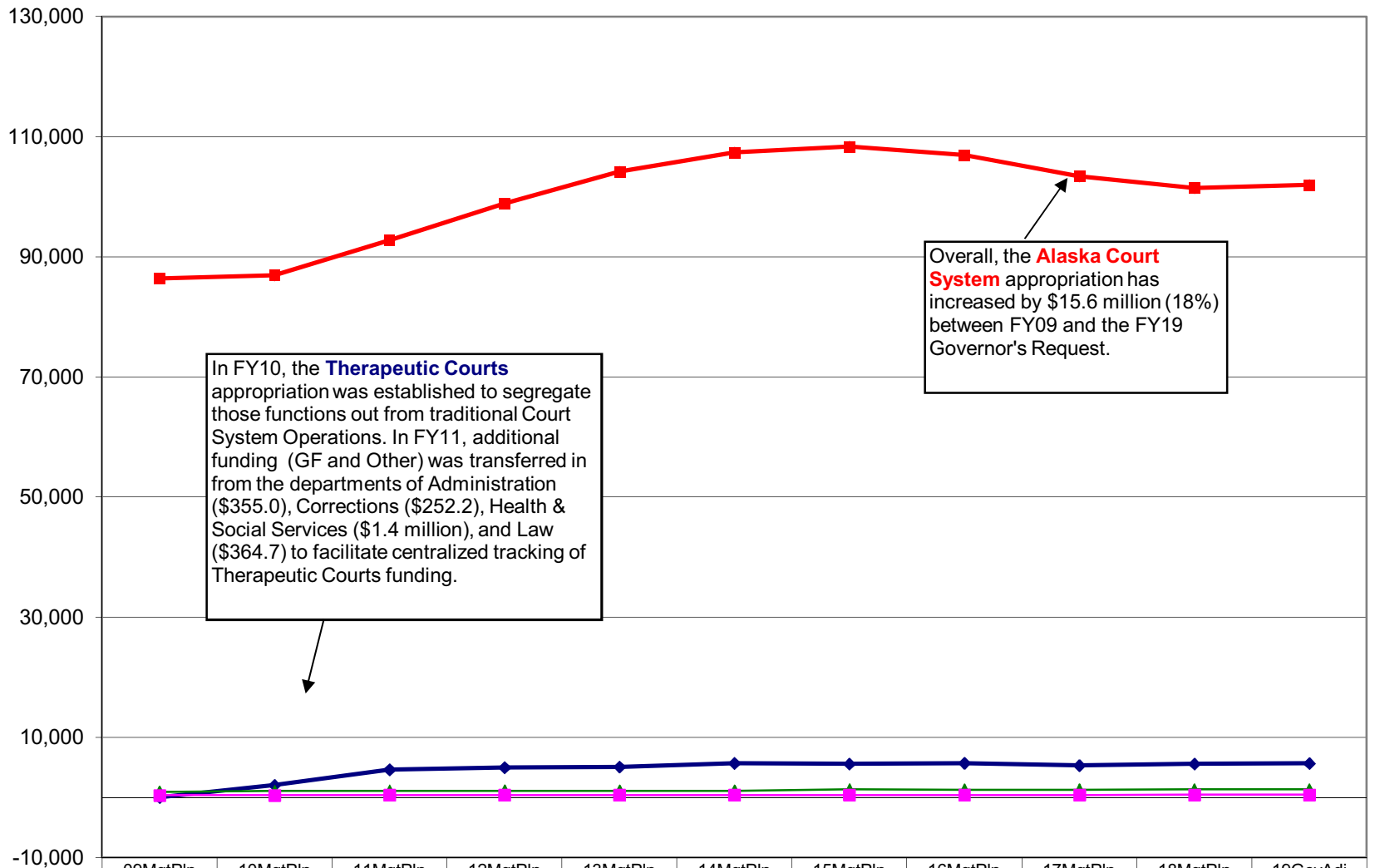
	09MgtPln	10MgtPln	11MgtPln	12MgtPln	13MgtPln	14MgtPln	15MgtPln	16MgtPln	17MgtPln	18MgtPln	19GovAdj
8 Miscellaneous	-	-	-	-	-	-	-	-	-	-	-
7 Grants, Benefits	100.0	144.0	144.0	144.0	144.0	144.0	44.0	-	-	-	-
5 Capital Outlay	267.4	292.4	312.4	337.4	337.4	337.4	337.4	137.4	137.4	62.6	62.6
4 Commodities	2,376.1	2,902.3	3,032.2	3,176.9	3,148.2	3,154.2	3,234.2	2,591.6	2,441.6	1,981.6	1,985.6
3 Services	15,838.5	17,421.5	20,486.1	21,992.4	22,740.6	24,641.2	25,217.1	25,195.4	24,752.2	23,230.1	23,591.1
2 Travel	1,293.0	1,486.0	1,466.1	1,500.1	1,491.9	1,516.1	1,543.6	1,393.6	1,323.6	1,323.6	1,473.6
1 Personal Services	67,780.2	68,122.0	73,443.0	78,238.4	82,928.9	84,776.9	85,300.6	85,035.5	81,784.4	82,190.4	82,281.7

Judiciary Appropriations (GF Only) (\$ Thousands)



	09MgtPln	10MgtPln	11MgtPln	12MgtPln	13MgtPln	14MgtPln	15MgtPln	16MgtPln	17MgtPln	18MgtPln	19GovAdj
Alaska Court System	83,223.0	84,755.7	90,385.9	96,013.9	101,353.4	104,523.1	105,574.4	104,137.3	100,617.3	98,874.4	99,384.4
Therapeutic Courts	-	1,031.3	3,504.3	4,085.3	4,349.8	5,059.0	5,083.9	5,093.4	4,808.4	4,729.9	4,826.2
Judicial Council	912.5	1,061.7	1,087.7	1,119.8	1,097.9	1,106.5	1,309.7	1,269.7	1,293.2	1,310.8	1,310.8
Commission on Judicial Conduct	350.3	362.6	381.4	388.6	399.8	403.7	416.3	420.5	412.7	441.5	441.5

Judiciary Appropriations (All Funds) (\$ Thousands)



	09MgtPln	10MgtPln	11MgtPln	12MgtPln	13MgtPln	14MgtPln	15MgtPln	16MgtPln	17MgtPln	18MgtPln	19GovAdj
Alaska Court System	86,392.4	86,916.3	92,795.0	98,904.3	104,204.7	107,374.4	108,385.7	106,948.6	103,428.6	101,465.7	101,975.7
Therapeutic Courts	-	2,027.6	4,619.7	4,976.5	5,088.6	5,685.2	5,565.2	5,714.7	5,304.7	5,570.3	5,666.6
Judicial Council	912.5	1,061.7	1,087.7	1,119.8	1,097.9	1,106.5	1,309.7	1,269.7	1,293.2	1,310.8	1,310.8
Commission on Judicial Conduct	350.3	362.6	381.4	388.6	399.8	403.7	416.3	420.5	412.7	441.5	441.5